

ArabX_YTeX عرب زينغ

An ArabTeX-like interface for typesetting languages
in Arabic script with X_YLaTeX

François Charette

2010/03/04 v1.1.4

Contents

1	Introduction	2
2	Description	3
2.1	The ArabTeX input encoding	4
3	Usage	4
3.1	Font setup	6
3.2	Examples	6
3.2.1	Contextual analysis of <i>hamza</i>	6
3.2.2	Special orthographies	7
3.2.3	Typesetting the Holy Qur'an	7
3.2.4	Farsi	8
3.2.5	Urdu	9
3.3	Special considerations	9
3.3.1	The name of God	9
3.4	Transliteration	11
3.5	Typesetting critical editions with ednotes	11
4	Tabular overview of ArabTeX encoding conventions	12
5	Unicode-Encoding concordance	19
A	Notes on available free and commercial fonts for the Perso-Arabic script	26

B Recommended Unicode fonts for transliterating Oriental languages	26
C Implementation	27

Abstract

This package provides a convenient Arab \TeX -like user-interface for typesetting languages using the Arabic script in $\text{X}_{\text{L}}^{\text{A}}\mathbb{T}\mathbb{E}\mathbb{X}$, with flexible access to font features. Input in Arab \TeX notation can be set in three different vocalization modes or in roman transliteration. Direct UTF-8 input is also supported. Since most of the ‘real work’ – namely parsing and converting Arab \TeX input to Unicode – is done at the level of TECKit mappings, Arab $\text{X}_{\text{L}}^{\text{A}}\mathbb{T}\mathbb{E}\mathbb{X}$ is really performant.

Contents

1 Introduction

Since the early 1990s, $\mathbb{T}\mathbb{E}\mathbb{X}$ users who wished to typeset in Arabic script have relied on Klaus Lagally’s excellent Arab $\mathbb{T}\mathbb{E}\mathbb{X}$ system.¹ While Arab $\mathbb{T}\mathbb{E}\mathbb{X}$ ’s overall qualities and Lagally’s masterful $\mathbb{T}\mathbb{E}\mathbb{X}$ -programming abilities are undeniable, the system can hardly hide its 15-odd years of existence. Or to state it otherwise, it is now slowly becoming an archaic piece of software (which as a historian who has used Arab $\mathbb{T}\mathbb{E}\mathbb{X}$ for more than eleven years I find a sad thing to admit). First of all, it is monolithic and idiosyncratic, in the sense that everything – from parsing the input encoding, to doing contextual analysis, to assembling all elements of the script and placing them on the page from right to left, in defiance of $\mathbb{T}\mathbb{E}\mathbb{X}$ ’s natural logic – is taken care of by means of $\mathbb{T}\mathbb{E}\mathbb{X}$ macro programming. Thus before the availability of relatively fast Pentium processors, Arab $\mathbb{T}\mathbb{E}\mathbb{X}$ was really slow, but this is less of an issue nowadays. Another disadvantage is that one is inexorably bound to use the custom Naskh font, which without being necessarily ugly does not meet the standards of fine typesetting. Finally, the collection of very sophisticated $\mathbb{T}\mathbb{E}\mathbb{X}$ code that constitutes the Arab $\mathbb{T}\mathbb{E}\mathbb{X}$ package is not documented at all, which means that even though it is now licensed under the LPPL, its internals are extremely difficult to understand in depth. (It is only fair to state, however, that Prof. Lagally has been extremely responsive to ideas, suggestions and wishes by users in the past).

¹ <ftp://ftp.informatik.uni-stuttgart.de/pub/arabtex/arabtex.htm>. Version 2.00 was released in April 1992 and version 3.00 in November of the following year. The latest stable version (dated 2 July 2006) is 3.11s. Since version 3.02 the Hebrew language is also supported.

The introduction of Omega in *ca.* 1996, a \TeX extension for multilingual, multidirectional typesetting based on Unicode, raised of course many hopes, but these have by now completely dissipated since the project has been moribund for several years and is now probably defunct. Aleph, a more humble attempt to reach some of the goals set by Omega, has been equally unsuccessful.² Both engines suffered of numerous bugs and never reached a stable and usable state, *at least according to my own subjective experience.*

After completion of the initial alpha version of Arab \XTeX , I came across the package Arabi by Youssef Jabri on CTAN.³ This is a pure LaTeX/Babel approach to Arabic typesetting which makes use of TFM hackery (by means of complex sequences of ligature rules) to provide custom contextual analysis for individual fonts. Thus the Arabi only works in combination with the fonts for which support is built in the package.

With the availability of Jonathan Kew's \XTeX , users can now rely on a very up-to-date typesetting engine based on the integration of $\varepsilon\text{-TeX}$, Unicode, and modern font-rendering technology (AAT and ICU), without the complex hassle of font installation.⁴

2 Description

The Arab \XTeX package consists of a set of **TECkit**⁵ mappings for converting internally from Arab \TeX 's ASCII input convention to Unicode, and a LaTeX style file (arabxetex.sty) that provides a convenient user interface for typesetting in those languages. For details on Arab \TeX and its input convention the reader is referred to Lagally's detailed manual.⁶ Arab \XTeX introduces several additions, and a few minor modifications, to Arab \TeX 's conventions. These are documented in tabular form in Section 4. Arab \XTeX relies on the package bidi which contains the macros necessary for bidirectional typesetting – using $\varepsilon\text{-TeX}$'s `\beginR ... \endR`, `\beginL ... \endL` primitives. The main code in bidi.sty is essentially borrowed, with minor adaptations, from the file rlbabel.def in the Babel distribution (where it serves for typesetting Hebrew). Some improvements in the beta version were inspired by Youssef Jabri's Arabi.

² Based on Omega 1.15 and $\varepsilon\text{-TeX}$, Aleph attempted to provide a usable and stable branch. See <http://www.tug.org/TUGboat/Articles/tb25-1/bilotta.pdf>. Unfortunately the project is currently dormant.

³ <http://www.ctan.org/tex-archive/language/arabic/arabi/>

⁴ <http://scripts.sil.org/xetex>. \XTeX was originally developed for the Mac OS X platform, but Linux and WIN32 ports are now available.

⁵ <http://scripts.sil.org/TECkit>

⁶ <http://129.69.218.213/arabtex/doc/arabdoc.pdf>

Languages supported at present are the same as in ArabTeX, namely: Arabic, Maghribi Arabic, Farsi (Persian), Urdu, Sindhi, Kashmiri, Ottoman Turkish, Kurdish, Jawi (Malay) and Uighur. ArabX₃TeX adds support for several additional Unicode characters, so that some more languages are probably supported de-facto as well (such as Western Punjabi).

2.1 The ArabTeX input encoding

Why would one need to type those languages by means of an old-fashioned ASCII representation? Native speakers have access to keyboards that allow to input them directly in Unicode, while non-native scholars who need to type them can use keymaps or keyboard utilities to achieve the same, so why bother? An expert in Arabic mathematical linguistic and author of the Perl module Encode::Arabic::ArabTeX, Otakar Srmž, has this to say about the virtues of ArabTeX ASCII encoding:

“ArabTeX is an excellent extension to TeX/LaTeX designed for typesetting the right-to-left scripts of the Orient. It comes up with very intuitive and comprehensible lower ASCII transliterations, the expressive power of which is even better than that of the scripts.” [Source: <http://search.cpan.org/~smrz/Encode-Arabic-1.16/ArabTeX/ArabTeX.pm#DESCRIPTION>. See also <http://ufal.mff.cuni.cz/~smrz/ICFP2006/icfp-encode.pdf>]

There are indeed several advantages in using ArabTeX input convention for typesetting in the Arabic script, besides ease and legibility. First it is possible and even trivial to switch between a representation of the data in the Arabic script and its romanized transliteration, without having to modify it. Second, despite the increasing availability of good Unicode editors that support bidirectionality, editing (La)TeX source files with bidirectional content can be a real pain, for it leads to confusion and distraction. Also, with complex multi-layer documents such as critical editions, where footnotes and annotations abound, the advantage of dealing with a plain ASCII encoding cannot be overstated. Finally, such an input convention allows far greater control of typographical details.

3 Usage

`\textarab` For short insertions (say within a LR text), use `\text<language>[option]{...}`
`\textfarsi` where `<language>` is one of the following (alternative names are given in brackets):
etc.

- arab (Arabic),⁷
- farsi (persian),
- urdu,
- sindhi,
- pashto,
- ottoman (turk),
- kurdish,
- kashmiri,
- malay (jawi), and
- uighur.

`\begin{arab}` For typesetting whole paragraphs in Arabic script, use
`\begin{farsi}`
 etc. `\begin{<language>}[option]`
`\end{<language>}`

Most languages can be typeset in one of four modes: non-vocalized, vocalized, fully-vocalized, and transliterated, exactly as in ArabTeX, and these are switched by means of the options `novoc`, `voc`, `fullvoc` and `trans`, respectively. Note that Kurdish and Uighur only have one vocalization mode. The mode can be determined either globally as an option to the arabxetex package, or as a local option of either the `\text{<language>}` commands or `\begin{<language>} ... \end{<language>}` environments. When no option is set locally, the global option is chosen. The default global option is always *non-vocalized* mode.

There is also an option `utf` for input in plain UTF-8 encoding. Note that it is also possible to mix ArabTeX input convention and UTF-8 characters, since the latter will not be affected by the font-mapping (except of course in transliteration mode, unless your roman font also contains Arabic characters). There are also advantages of choosing an ArabTeX mapping (*i.e.*, one of the `novoc`, `voc` and `fullvoc` modes) even with UTF-8 encoding, as it provides easy access to special glyphs and some useful features. See further below.

`\textLR`
 → 1.1.2: New!
`\aemph`

Left-to-right insertions in Latin script within an Arabic environment can be made by means of the command `\textLR{...}`. ←⁸ Emphasis in Arabic is traditionally indicated by overlining the text, and this can be achieved with the command `\aemph`:⁹

⁷ Since the command `\arabic` is already defined in L^AT_EX, we chose the environment `arab` and the command `\textarab` instead, but the equivalent environment `Arabic` and the command `\textarabic` are also available.

⁸ In version 1.0 this was called `\textlatin`, which was renamed `\textromanin` version 1.1. But the former conflicted with Babel, and the latter with Beamer. Hopefully `\textLR` won't be as short-lived!

```

\begin{arab}[novoc]
mi_tAl: \aemph{45} darajaT
\end{arab}

```

مثال: ٤٥ درجة

3.1 Font setup

`\arabicfont` ArabX_gTeX requires the user to define an `\arabicfont` in the preamble. The recommended procedure, by means of `fontspec`, is to define it as follows:

```
\newfontfamily\arabicfont[Script=Arabic]{<fontname>}
```

If not, then a warning is issued and ArabX_gTeX will attempt to load the font **Scheherazade** (designed by Bob Halissy and Jonathan Kew of SIL International).¹⁰

→ 1.1: New!

You can also define specific fonts ← for all other languages, by similarly defining `\<language>font`, such as for example:

```
\newfontfamily\urdufont[Script=Arabic]{Nafees Pakistani Naskh}
```

So for example if the `\texturdu` command or the `urdu` environment is used, ArabX_gTeX will use the `\urdufont` if it is defined, and the `\arabicfont` if not. In the same manner one can define `\maghribifont`, `\ottomanfont`, `\uighurfont`, etc.

3.2 Examples

3.2.1 Contextual analysis of *hamza*

As with ArabTeX, a contextual analysis of the input encoding is performed (at the font-mapping level) to automatically determine the carrier of the *hamza*, as illustrated by the following examples:

```

\begin{arab}
'amruN, 'ibiluN, 'u_htuN, ''u_ht''uN, ''Uql''Id''Is, ra'suN, 'ar'asu,
sa'ala, qara'a, bu'suN, 'ab'usuN, ra'ufa, ru'asA'u, bi'ruN, 'as'ilaTuN,
ka'iba, qa'imuN, ri'AsaTuN, su'ila, samA'uN, barI'uN, sU'uN, bad'uN,
^say'uN, ^say'iN, ^say'aN, sA'ala, mas'alaTuN, saw'aTuN, _ha.tI'aTuN,
jA'a, ridA'uN, ridA'aN, jI'a, radI'iN, sU'uN, .daw'uN, qay'iN, .zim'aN

```

⁹ This macro makes use of the mathematical command `\overline`, which explains why `arabxetex` requires the `amsmath` package. I welcome any suggestion that would make it possible to circumvent this dependency by emulating `\overline` directly.

¹⁰ Available from <http://scripts.sil.org/ArabicFonts>. For typesetting Sindhi and Kashmiri, the font **Lateef**, available at the same place, is also recommended.

```
, yatasA'alUna, 'a'dA'akum, 'a'dA'ikum, 'a'dA'ukum maqrU'aT, mU'ibAt,
taw'am, yas'alu, 'a.sdiq^A$\\;$'uh_u, ya^g^I'u, s^U'ila
\end{arab}
```

أَمْرٌ، إِبْلٌ، أُخْتُ، أُخْتُ، أُوقْلِيدِيس، رَأْسٌ، أَرَأْسٌ، سَأَلَ، قَرَأَ، بُؤْسٌ، أَبُؤْسٌ، رُوْفٌ، رُوْسَاءُ،
بِئْرٌ، أَسْئَلَةٌ، كَيْبٌ، قَائِمٌ، رَأْسَةٌ، سُئِلَ، سَمَاءٌ، بَرِيءٌ، سُوءٌ، بَدءٌ، شَيْءٌ، شَيْءٌ، شَيْئاً،
سَأَلَ، مَسْأَلَةٌ، سَوَاءٌ، حَاطِيَّةٌ، جَاءَ، رِءَاءٌ، رِءَاءٌ، جِيءَ، رِءِيءٌ، سُوءٌ، ضَوْءٌ، قِيءٌ، ظِمْتاً
، يَتَسَاءَلُونَ، أَعْدَاءُكُمْ، أَعْدَائِكُمْ، أَعْدَاؤُكُمْ مَقْرُوءَةٌ، مُؤْتَبَاتٌ، تَوَامٌ، يَسْأَلُ، أَصْدِقَاءُ،
يَجِيءُ، سُؤْيَلُ

3.2.2 Special orthographies

Some Arabic words, like *mi'a* “hundred”, have irregular orthographies. ArabX_{TeX} recognizes them automatically.

```
\begin{arab}[voc]
mi'aT , mi'at"An , sab'ami'"aT          مائة ، مائتان ، سبعمائة
\end{arab}
```

NB: For the time being only *mi'a* is supported, but more irregular constructs should be added in later versions.

3.2.3 Typesetting the Holy Qur'an

High-quality typesetting of the Holy Qur'an (القرآن الكريم) is a most complex and demanding task, which probably should be left to professional typesetters. Nevertheless, with Open Type fonts that cover the full Unicode range for the Arabic script, it is possible to achieve pretty decent results. The following examples represent my attempt to reproduce, with the font Scheherazade, the various typographic features of a typical printed edition from Saudi Arabia.

In printed Qur'ans, one frequently encounters typographical oddities that are not taken into account by Unicode, such as the *hamza* placed directly over the baseline instead as over the *alif*. But with a TeX macro it is possible to emulate this rather well:

```
\newcommand{\hamzaB}{\char"200D\char"0640\raise-.95ex\hbox{\char"0654}\char"200D}

\begin{arab}[fullvoc]
mina 'l-qur'Ani 'l-karImi, sUraTu 'l-ssajdaTi 15--16:
\end{arab}
```

```
'innamA yu'minu bi-\hamzaB a|"Ay__atinA 'lla_dIna 'i_dA _dukkirUA bihA
_harrUA sujjadaN wa-sabba.hUA bi-.hamdi rabbihim wa-hum lA yastakbirUna
SAJDA [[15]] tatajAfY_a junUbuhum 'ani 'l-ma.dAji'i yad'Una rabbahum
_hawfaN wa-.tama'aN wa-mimmA razaqn_ahum yunfiqUna [[16]]
\end{arab}
```

```
\begin{arab}[fullvoc]
sUraTu 'l-baqaraTi 71--72:
```

```
qAla 'innahu, yaqUlu 'innahA baqaraTuN lIA _dalUluN tu_tIru 'l-'ar.da wa-lA
tasq.I 'l-.har_ta musallamaTuN lIA ^siyaTa fIH|A^JIM qAluW" 'l-\hamzaB a___ana
ji'ta bi-'l-.haqqi|^JIM fa_daba.hUha wa-mA kAdduW" yaf'alUna [[71]] wa-'i_d
qataltum nafsaN fa-udda$, $, _ara'|_i"tum fIH|^SLY wa-al-ll_ahu mu_hrijuN mma
kun"tum taktumUna [[72]]
\end{arab}
```

مِنَ الْقُرْآنِ الْكَرِيمِ، سُورَةُ السَّجْدَةِ ١٥-١٦:

إِنَّمَا يُؤْمِنُ بِآيَاتِنَا الَّذِينَ إِذَا ذُكِّرُوا بِهَا خَرُّوا سُجَّدًا وَسَبَّحُوا بِحَمْدِ رَبِّهِمْ وَهُمْ لَا يَسْتَكْبِرُونَ
 ٥١ ﴿٥١﴾ تَتَجَافَى جُنُوبُهُمْ عَنِ الْمَضَاجِعِ يَدْعُونَ رَبَّهُمْ خَوْفًا وَطَمَعًا وَمِمَّا رَزَقْنَاهُمْ يُنفِقُونَ

٦١ ﴿٦١﴾

سُورَةُ الْبَقَرَةِ ٧١-٧٢:

قَالَ إِنَّهُ، يَقُولُ إِنَّهَا بَقَرَةٌ لَا ذَلُولٌ تُثِيرُ الْأَرْضَ وَلَا تَسْقِي الْحَرْثَ مُسَلَّمَةٌ لَا شِيَةَ فِيهَا قَالُوا
 أَلَنْ جِئْتِ بِالْحَقِّ فَدَبِّحُوهَا وَمَا كَادُوا يَفْعَلُونَ ﴿١٧﴾ وَإِذْ قَاتَلْتُمْ نَفْسًا فَادَّارَعْتُمْ فِيهَا وَاللَّهُ
 مُخْرِجٌ مَّا كُنْتُمْ تَكْتُمُونَ ﴿٢٧﴾

3.2.4 Farsi

These are some of the Persian examples in the ArabTeX documentation, typeset with the font Simple Farsi Bold:

```
\begin{farsi}[voc]
_hwAb, xwI^s, _hwod, ^ceH, naH, yaI_aH, _hAneH, _hAneHhA, _hAneH-hA,
ketAb-e, U, rAh-e, t_U, nAmeH-i, man, bInI-e, An, mard, pA-i, In,
zan, bAzU-i, In, zan, dAr-_i, man, _hU-_i, t_U, nAmeH-_i, sormeH-_i,
gofteH-_i, ketAb-I, rAh-I, nAmeH-I, dAnA-I, pArU-I, dAnA-I-keH,
pArU-I-keH, rafteH-am, rafteH-Im, AnjA-st, U-st, t_U-st, ketAb-I-st,
be-man, be-t_U, be-An, be-In, be-insAn, beU, be-U, .sA.heb"|_hAneH,
```



```
pas" | andAz, naw" | AmUz
\end{farsi}
```

خواب، خویش، خود، چه، نہ، یلکہ، خانہ، خانہہا، خانہہا، کتاب، او، راہ، تو، نامی، من،
بینی، آن، مرد، پای، این، فن، باڑوی، این، فن، دآن من، خوی، تو، نامی، سرمی،
گفتی، کتابی، راہی، نامہ ای، دانی، پاروی، دانیکی، پارویکی، رفتہ ام، رفتہ ایم،
آنجاست، اوست، توست، کتابیست، بمن، بتو، بان، باین، بانسان، باو، باو،
صاحب خانہ، پس ندان نو آموز

3.2.5 Urdu

An Urdu example, typeset with Nafees Pakistani Naskh:¹¹

```
\begin{urdu}[novoc]
,ham 'i^sq kE mAr0.n kA itnA ,hI fasAna,h ,hae
rOnE k0 na,hI.n k0'I ,ha.nsnE k0 zamAna,h ,hae

ya,h kiskA ta.sawwur ,hae ya,h kiskA fasAna,h ,hae
j0 a^sk ,hae A.nkh0.n mE.n tasbI.h kA dAnA ,hae
\end{urdu}
```

ہم عشق کے ماروں کا اتنا ہی فسانہ ہے
روئے کونہیں کوئی ہنسنے کو زمانہ ہے
یہ کسکا تصور ہے یہ کسکا فسانہ ہے
جواشک ہے آنکھوں میں تسبیح کا دانا ہے

3.3 Special considerations

3.3.1 The name of God

The glyph FDF2, defined as ‘ARABIC LIGATURE ALLAH ISOLATED FORM’ by the Unicode Consortium, is a source of great confusion. It is displayed in the Unicode Book with

¹¹ The example is borrowed from <http://tabish.freeshell.org/u-trans/urducode.html>

an initial alif and thus represents the name of God, Allāh, which in Arabic is always written as a special ligature (*i.e.*, الله and not الله).¹²

However, a substantial portion of real-world fonts rather represent that ligature *without* the initial alif.¹³ The confusion probably has to do with Unicode’s omission to include the ALLAH ligature without the initial alif, which is imperatively required for typesetting expressions like *al-ḥamdu li-llāh* الحمد لله. Many fonts code the ligature الله in the Private Use Area and make it accessible as a default ligature for the sequence *lām-lām-hā*. In such a case it can be generated from the input `\textarab{1|1h}` (the vertical bar here tells ArabX_YTeX not to interpret the sequence 11 as *lām* with *shadda*).¹⁴ Besides not being a standard ArabTeX input sequence, the trouble is that there is no way to know a priori whether the font provides the glyph الله at all, and whether it is defined as a default ligature from the above input.

To solve this problem with ArabX_YTeX, we had no choice but provide two classes of font mappings, one for each of the above two categories of Arabic fonts.¹⁵ By default we assume the canonical situation where U+FD_F2 corresponds to الله, but the user can change this by choosing one of the package options `fdf2alif` or `fdf2noalif`; it can also be changed locally by means of the commands `\SetAllahWithAlif` and `\SetAllahWithoutAlif` before making use of `\arabicfont`. In a future version we might perhaps implement a database of Arabic fonts within ArabX_YTeX, so that this would work automatically in the most common cases.

The font Adobe Arabic has in addition the ligature *fā-li-llāb*: *fā fatḥa lām kasra lām hā* → الله, which can be entered in ArabTeX notation as `\textarab{falilh}`. In this particular case we also provide the input convention FALILLAH.

¹² The glyph الله is taken from the font Traditional Arabic. In Scheherazade its design is rather suboptimal: الله.

¹³ My research on Arabic fonts available or known to me yields the following picture: The fonts that do not display the initial alif in the ligature FDF2 include those provided by Linotype; the great majority of those licensed to or developed by Microsoft (I could verify it for Times New Roman, Arial, Courier New, Microsoft Sans Serif, Arabic Transparent, Simplified Arabic, Simplified Arabic Fixed, WinSoft Serif Pro, Traditional Arabic, Andalus, Old Antic Bold, Old Antic Decorated and Farsi Simple Bold); the fonts distributed by Arabeyes.org; SIL’s Lateef; and the fonts developed by CRULP in Pakistan. The Unicode-conformant fonts, on the other hand, are: SIL’s Scheherazade, Adobe Arabic (distributed with the Middle-Eastern version of the latest Adobe Reader 7), Arial Unicode MS, and Arabic Typesetting (distributed with VOLT and with Microsoft Office Proofing Tools 2003).

¹⁴ This currently does not work with Scheharazade, but the developers are aware of the issue.

¹⁵ This has the unfortunate consequence of doubling the number of mappings shipped with ArabX_YTeX. But since their size is small, it is more an esthetic annoyance than a practical one.

3.4 Transliteration

At the moment transliteration mappings are provided for Arabic, Persian, Urdu, Sindhi and Pashto. The rest may be provided in a future version. As a rule the default conventions provided are those of the Library of Congress. ← For Arabic the alternative transliteration of the [Deutsche Morgenländische Gesellschaft](#) is also available (but should be still considered experimental). You can set it with the command `\SetTranslitConvention{dmg}`. To switch back to the Library of Congress transliteration, type `\SetTranslitConvention{loc}`. Additional conventions for other languages, as with ArabTeX, e.g., Encyclopedia of Islam, Encyclopedia Iranica, etc., might be added later.¹⁶

→ 1.1.2: New!

`\SetTranslitConvention`

Transliteration is set in italics by default. This can be changed by declaring, e.g., `\SetTranslitStyle{\upshape}`. To transliterate proper nouns with capitals, prefix the words to be capitalized with `\UC`:

`\SetTranslitStyle`

`\UC`

```
\begin{arab}[trans]
al-^say_h al-'Alim \UC na.sIr \UC al-dIn \UC al-.tUsI
\end{arab}
```

al-shaykh al-‘ālim Naṣīr al-Dīn al-Ṭūsī

Note that the article *al-* is automatically skipped. Note also that since the transliteration is coded in Unicode at the level of the font-mapping, it is necessary that the font contains all required glyphs.¹⁷

3.5 Typesetting critical editions with ednotes

In conjunction with `bidi`, the `ednotes` package makes it wonderfully easy to typeset critical editions of texts in Arabic script (or other RTL scripts).¹⁸ The direction of each level of footnotes can be controlled by means of `\SetFootnoteHook{\setRL}` (or `\setLR`) right before the declaration `\DeclareNewFootnote{X}[...]`. Here is an example preamble that might be used for typesetting a critical edition with `ednotes` and ArabX_qTeX.¹⁹ See the `ednotes` documentation for more details.²⁰

¹⁶ It is suggested that you contact the author if you have such needs.

¹⁷ See Appendix B for a list of recommended Unicode fonts that cover the full LATIN EXTENDED ADDITIONAL plane.

¹⁸ The package `ledmac` has not been extensively tested with `bidi` yet, but our initial trials were not successful.

¹⁹ Of course if the edition is typed directly in UTF-8 encoding, the use of ArabX_qTeX is by no means compulsory. Yet see the remarks in § 2.1 above.

²⁰ <http://www.ctan.org/tex-archive/macros/latex/contrib/ednotes/ednotugb.pdf>. See also http://www.webdesign-bu.de/uwe_lueck/critedltx.html.

```

\usepackage[modulo,perpage,para*]{ednotes}%this calls manyfoot.sty and lineno.sty
\usepackage{arabxetex}

% make \footnoterule of \textwidth
\makeatletter%
\renewcommand{\footnoterule}{\kern-3\p@
  \hrule width \textwidth \kern 2.6\p@}
\makeatother

\modulolinenumbers[5]
% this is to set linenumbers in Arabic:
\renewcommand{\linenumberfont}{\arabicfont\addfontfeature{Mapping=arabicdigits}\tiny}

\renewcommand{\extrafootnoterule}{}
\SelectFootnoteRule[0]{extra}
\SetFootnoteHook{\unsetRL}%--> must appear immediately before \DeclareNewFootnote
%% For ednotes the command \PrecedeLevelWith{X}{hook} is available
\DeclareNewFootnote{B}[fnsymbol]
\renewcommand*{\differentlines}[2]{\linesfmt{\RL{#1$-$#2}}}%
\renewcommand*{\linesfmt}[1]{\raisebox{1ex}{\linenumberfont #1}~}%
\renewcommand{\lemmafnt}[1]{#1~[ ]}%
%Custom macros to enter variants, additions, omissions, illegible passages,
% text above the line, marginal notes, lacunae, and restorations:
\newcommand{\VAR}[2]{\Anote{\textarab{#1}}{\textarab{#2}}}
\newcommand{\ADD}{\textroman{\textbf{+}}\,}% or \textarab{zAyid fI}\
\newcommand{\OM}{\textroman{\textbf{\char"2013}}\,}% or \textarab{nAqi.s fI}\
\newcommand{\ILLEG}{\textarab{.gayr maqrU' fI}\ }
\newcommand{\BLANK}{\textarab{bayA.d fI}\ }
\newcommand{\SUPERLIN}{\textarab{ta.ht al-sa.tr fI}\ }
\newcommand{\MARG}{\textarab{bi-al-hAmi^s fI}\ }
\newcommand{\LACUNA}{\textroman{\textlangle~{\dots}~\textrangle}}
\newcommand{\RESTOR}[1]{\textroman{\textrangle}#1\textroman{\textlangle}}
% to separate lemmas in different manuscripts:
\def\SEP{\enskip$\Vert$\enskip}







































```

For a real-life example of how to use ednotes with ArabX_YTEX, see the file ednotes_example.tex which comes with this package.

4 Tabular overview of ArabTEX encoding conventions

The table is arranged alphabetically following the most significant letter of the ASCII input code. Color convention: red means that the glyph is the default for the given

input code, and that it is available in all languages except those where different glyphs are shown (in black). That default glyph is also displayed in light gray under each language in which it is featured. Glyphs in blue are archaic forms (e.g., old Urdu). An asterisk after the Unicode number means that the character was not available with ArabTeX. Green glyphs are special: either they are used to represent defective writing or they provide characters for other languages. Those shown in the column for Arabic are available by default. See the relevant notes at the end.

code	ar	fā	ur	ps	sd	tr	ku	ks	ms	ug
a	 064E						ا/آ			
A	 0627						ا/آ			
.a								 0654		
.A								 0672		
_a	 0670									
_A	 0670									
:a										اَ
b	 0628									
B	 0640									
.b	 066E									
:b					 067B					
bh					 0680					
c					 0681	 062C			 0686	
,c				 0685		 0686	 0686			
^c	 0686	 0686								
^ch					 0687					
:c				 0682*						

code	ar	fa	ur	ps	sd	tr	ku	ks	ms	ug
.^c	چ 06BF*									
d	د 062F	د	د	د	د	د	د	د	د	د
.d	ض 0636	ض	ض	ض	ض	ض	ض	ض	ض	ض
,d			ڈ 0688	ڊ 0689	ڊ 068A					
.,d			ڊ 068B*							
^d	ڏ 06EE*				ڏ 068E*					
_d	ذ 0630	ذ	ذ	ذ	ذ	ذ	ذ	ذ	ذ	
:d					ڏ 068F					
::d			ڏ 0690*							
dh					ڏ 068C					
,dh					ڊ 068D					
e		ه	ه	ه 0659	ه		ه/ه	ه 06D2*0658		ه 06D0
E		ه	ه 06D2	ه 06D0			ه 06D2	ه 06D2		
ee				ه						
ae	ه		ه	ه	ه					
Ee				ه 06CD						
_e		ه								
'e							ه			
'E			ه 06D3							
f	ف 0641	ف	ف	ف	ف	ف	ف	ف	ف	ف
.f	ف 06A1									

code	ar	fa	ur	ps	sd	tr	ku	ks	ms	ug
g		گ 06AF	گی	گی	گی	گی	گی	گی	گی 0762	گی
G				گی 06AB						
.g	غ 063A	غ	غ	غ	غ	غ	غ	غ	غ	
:g					گی 06B3					
.:g					گی 06B4*					
,g	گ 06AC									
^g	ج 062C	ج	ج	ج	ج	غ 06A0	غ 063A	ج	غ 06A0	غ 063A
gh					گھ					
h	ه 0647	ه	ھ 06BE	ه	ه	ه	ه	ه	ه	ه
H		ه 0647	ھ 06C3	ه 0647						
.h	ح 062D	ح	ح	ح	ح	ح	ح	ح	ح	
,h			ه 06C1					ه		
_h	خ 062E	خ	خ	خ	خ	خ	خ	خ	خ	
i	ی 0650									ی 066E
I	عی 064A	عی 06CC	عی	عی	عی	عی	ئی ای ئی ای	عی	عی	
.I	عی 06CC*									
_i	آ 0656									
j	ج 062C	ج	ج	ج	ج	ژ 0698	ژ 0698	ج	ج	ج
:j					ج 0684					
jh					جھ 06A9					
k	ک 0643	ک	ک	ک	ک 06AA	ک	ک	ک	ک	ک

code	ar	fā	ur	ps	sd	tr	ku	ks	ms	ug
.k	ك 06A9					ق 0642				
_k	ك 063A									
kh					ك					
l	ل 0644	ل	ل	ل	ل	ل	ل	ل	ل	ل
.l							ل 06B6*			
^l							ل 06B5			
m	م 0645	م	م	م	م	م	م	م	م	م
.mIN					م 06FE					
' IN					م 06FD					
n	ن 0646	ن	ن	ن	ن	ن	ن	ن	ن	ن
aN	أ 064B									
uN	أ 064C									
iN	أ 064D									
.n			ن 06BA							
..n					ن 06B2*					
,n				ن 06BC	ن 06BB					
^n					ن 06B3				ن 06BD	ن 06AD
:n					ن 06B1					
o		و 0657		و 0657			و 06C6	و 06C6		و
o		و	و	و	و		و 06C6	و		و
ao			و	و	و		و 06C6	و		و

code	ar	fa	ur	ps	sd	tr	ku	ks	ms	ug
.o								حُو 06C4		
.0								حُوَا		
_o		،								
_0		مُو								
:o										ئُوَلُو 06C6
:0	بِخ 06FC									
p		پ 067E	پ	پ	پ	پ	پ	پ	فِ 06A8	پ
ph					قِ 06A6					
q	قِ 0642	قِ	قِ	قِ	قِ	قِ	قِ	قِ	قِ	قِ
.q	فِ 066F									
r	رِ 0631	رِ	رِ	رِ	رِ	رِ	رِ	رِ	رِ	رِ
.r	رِ 0694*						رِ 0695			
,r			رِ 0691	رِ 0693	رِ 0699		رِ 0694*			
^r	رِ 06EF*						رِ 0692*			
:r	رِ ^c 0697*									
s	سِ 0633	سِ	سِ	سِ	سِ	سِ	سِ	سِ	سِ	سِ
.s	صِ 0635	صِ	صِ	صِ	صِ	صِ	صِ	صِ	صِ	
,s				شِ 069A		شِ 0634				
^s	شِ 0634	شِ	شِ	شِ	شِ	شِ	شِ	شِ	شِ	شِ
_s					ثِ 062B					
:s	سِ 069B									

code	ar	fa	ur	ps	sd	tr	ku	ks	ms	ug
t	ت 062A	ت	ت	ت	ت	ت	ت	ت	ت	ت
T	ة 062A							ة		
.t	ط 0637	ط	ط	ط	ط	ط	ط	ط	ط	
,t			ٹ 0679	ٲ 067C	ٲ 067D					
_t	ث 062B	ث	ث		ث	ث	ث	ث	ث	
th					ث 067F					
,th					ث 067A					
u	ُ 064F	ُ	ُ	ُ	ُ	ُ	ئو/و	ُ	ُ	ئو/و 06C7
U	و 0648	و	و	و	و	و	ئو/وو	او 0648+0657	و	
.u								̄ 0655		
.U								ا 0673		
_u	، 0657									
:u										ئو/و 06C8
:U	ؤ 06C7									
v	ف 06A4								ف 06CF	
w	و 0648	و	و	و	و	و	و	و	و	ؤ 06CB
W	وا									
^w	ؤ 06C9*									
:W	ق 06CA*									
x	خ 062E	خ	خ	خ	خ	خ	خ	خ	خ	خ
y	ي 064A	ي 06CC	ي	ي	ي	ي	ي	ي	ي	ي

code	ar	fa	ur	ps	sd	tr	ku	ks	ms	ug
Y	ي 0649									
.y								ا		
z	ز 0632	ز	ز	ز	ز	ز	ز	ز	ز	ز
.z	ظ 0638	ظ	ظ	ظ	ظ	ظ	ظ	ظ	ظ	
,z				ز 0696		ض 0636				
^z		ژ 0698	ژ	ژ				ژ		ژ
_z	ذ ^f 0630									
:z								ض 0636		
'	ء 0621	ء	ء	ء	ء	ء	ء	ء	ء	ء
`	ع 0639	ع	ع	ع	ع	ع	ع	ع	ع	

^a For Western Punjabi (Lahnda).

^b Alternative form of كى in Malay.

^c For Dargwa (language of Dagestan).

^d For Kirgiz (and Uighur).

^e To transliterate dialects and foreign words.

^f Alternative to _d.

Maghribi Arabic is identical to Arabic except for the three letters f, q and v which yield the glyphs ف (U+06A2), في (U+06A7), and في (U+06A5), respectively.

5 Unicode-Encoding concordance

060B	ف	060F	ف
060C	،	0610	ف
060D	ر	0611	ف
060E	ه	0612	ف

0613	ڤ		0636	ض	.d
0614	ڤ		0637	ط	.t
0615	ظ		0638	ظ	.z
061B	؛	;	0639	ع	'
061E	ڤ	::/DOTS	063A	غ	.g
061F	؟	?	0640	-	B
0621	ء	" ' or context	0641	ف	f
0622	آ	A" ' or context	0642	ق	q
0623	أ	a" ' or context	0643	ك	k
0624	ؤ	w" ' or context	0644	ل	l
0625	إ	i" ' or context	0645	م	m
0626	ئ	y" ' or context	0646	ن	n
0627	ا	A	0647	ه	h
0628	ب	b	0648	و	w
0629	ة	T	0649	ى	Y
062A	ت	t	064A	ي	y
062B	ث	_t	064B	ّ	aN
062C	ج	^g/j	064C	ّ	uN
062D	ح	.h	064D	ّ	iN
062E	خ	_h/x	064E	ّ	a
062F	د	d	064F	ّ	u
0630	ذ	_d	0650	ّ	i
0631	ر	r	0651	ّ	
0632	ز	z	0652	ّ	" after a consonant or °
0633	س	s	0653	ّ	^U
0634	ش	^s	0654	ّ	'B
0635	ص	.s	0655	ّ	.u kashmiri

0656	ا	I <i>kashmiri</i>	0671	أ	<i>automatic</i>
0657	و	o <i>pashto</i>	0672	آ	.A <i>kashmiri</i>
0658	و	<i>see kashmiri e</i>	0673	إ	.U <i>kashmiri</i>
0659	ء	e <i>pashto</i>	0674	ء	
065A	و		0675	أ	
065B	^		0676	ؤ	
065C	.		0677	ؤ	
065D	ء		0678	ئ	
065E	ء		0679	ٹ	, t
0660	.	0	067A	ٹ	, th
0661	١	1	067B	پ	:b
0662	٢	2	067C	پ	, t
0663	٣	3	067D	ت	, t
0664	٤	4	067E	پ	p
0665	٥	5	067F	ٹ	th
0666	٦	6	0680	پ	bh
0667	٧	7	0681	ع	c
0668	٨	8	0682	خ	:c
0669	٩	9	0683	چ	^n
066A	٪	\^^A	0684	چ	:j
	%		0685	خ	,c
066B	ر		0686	چ	^c, c <i>malay</i>
066C	,	,	0687	چ	^ch <i>sindbi</i>
066D	*	*	0688	ڈ	,d
066E	ب	.b, i <i>uighur</i>	0689	د	,d <i>pashto</i>
066F	ف	.f	068A	د	,d <i>sindbi</i>
0670	'	_a	068B	ڈ	.,d

068C	ذ	dh <i>sindbi</i>	06A7	ف	q
068D	ڍ	,dh <i>sindbi</i>	06A8	ڦ	p
068E	ڏ	^d <i>sindbi</i>	06A9	ڪ	.k
068F	ڌ	:d	06AA	ڪ	k
0690	ڌ	: :d <i>urdu</i>	06AB	گھ	G
0691	ڙ	,r	06AC	ڱ	,g
0692	ڙ	^r <i>kurdish</i>	06AD	ڱ	^n
0693	ڙ	,r <i>pashto</i>	06AE	ڱ	
0694	ڙ	.r, ,r <i>kurdish</i>	06AF	گ	g
0695	ڙ	.r <i>kurdish</i>	06B0	گھ	
0696	ڙ	,z	06B1	گھ	:n
0697	ڙ	:r	06B2	گھ	. .n <i>sindbi</i>
0698	ڙ	^z, j <i>ottoman</i>	06B3	گھ	:g
0699	ڙ	:s	06B4	گھ	. :g <i>sindbi</i>
069A	ڙ	,s	06B5	ڱ	^l
069B	ڙ	:s	06B6	ڱ	.l
069C	ڙ		06B7	ڱ	
069D	ڙ		06B8	ڱ	
069E	ڙ		06B9	ڱ	
069F	ڙ		06BA	ڱ	.n
06A0	ڙ	^g <i>ottoman+malay</i>	06BB	ڱ	,n <i>sindbi</i>
06A1	ڙ	.f	06BC	ڱ	,n
06A2	ڙ	f	06BD	ڱ	^n <i>malay</i>
06A3	ڙ		06BE	ڱ	h <i>urdu</i>
06A4	ڙ	v, p <i>malay</i>	06BF	ڱ	.^c
06A5	ڙ	v <i>magbribi</i>	06C0	ڱ	h" ' or context
06A6	ڙ	ph <i>sindbi</i>	06C1	ڱ	,h

06C2	ۀ	H- (+ <i>ezafe</i>) ²¹ <i>urdu</i>	06DC	س	^SIN
06C3	ة	H <i>urdu</i>	06DD	◻	[[<digits>]]
06C4	و	.o <i>kashmiri</i>	06DE	☼	HIZB
06C5	و		06DF	°	CIRCZERO
06C6	ۆ	o <i>kashmiri</i> , :o <i>uighur</i>	06E0	°	RECTZERO
06C7	ۇ	:U, u <i>uighur</i>	06E1	ج	^JAZM
06C8	ۈ	:u <i>uighur</i>	06E2	م	^MIM
06C9	ۋ	^w	06E3	س	_SIN
06CA	ق	:w	06E4	ا	^MADDA
06CB	ۋ	w <i>uighur</i>	06E5	و	WAW
06CC	ى	y/I <i>farsi, etc.</i> , .I <i>arabic, sindhi, malay</i>	06E6	ے	YEH
06CD	ى	Ee <i>pashto</i>	06E7	ے	^YEH
06CE	ئ		06E8	ن	^NUN
06CF	ف	v <i>malay</i>	06E9	ا	SAJDA
06D0	ې	E <i>pashto</i> , e <i>uighur</i>	06EA	°	_STOP
06D1	پ		06EB	°	^STOP
06D2	ے	E <i>urdu+kashmiri</i>	06EC	°	^RSTOP
06D3	ئے	'E <i>urdu</i>	06ED	م	_MIM
06D4	.	.. <i>urdu</i>	06EE	د	^d
06D5	ہ		06EF	ر	^r
06D6	ط	^SLY	06F0	۰	0 <i>persian, urdu, etc.</i>
06D7	قل	^QLY	06F1	۱	1 <i>persian, urdu, etc.</i>
06D8	م	^MIM	06F2	۲	2 <i>persian, urdu, etc.</i>
06D9	لا	^LA	06F3	۳	3 <i>persian, urdu, etc.</i>
06DA	ج	^JIM	06F4	۴	4 <i>persian, urdu, etc.</i>
06DB	.	^DOTS	06F5	۵	5 <i>persian, urdu, etc.</i>
			06F6	۶	6 <i>persian, urdu, etc.</i>

06F7	٧	7 persian, urdu, etc.	0761	ڦ	
06F8	٨	8 persian, urdu, etc.	0762	ڪ	g malay
06F9	٩	9 persian, urdu, etc.	0763	ڻ	
06FA	پس		0764	ڪي	
06FB	ڄس		0765	ڦم	
06FC	ڻغ	:0	0766	ڦم	
06FD	ڦ	. IN sindhi	0767	ڦي	
06FE	ڦر	. MIN sindhi	0768	ڦڻ	
06FF	ڦه		0769	ڦڻ	

Arabic Supplement

0750	ڦ
0751	ڦب
0752	ڦپ
0753	ڦپ
0754	ڦي
0755	ڦب
0756	ڦن
0757	ڦع
0758	ڦع
0759	ڦڏ
075A	ڦد
075B	ڦر
075C	ڦس
075D	ڦع
075E	ڦع
075F	ڦغ
0760	ڦڦ

076A	ڦل
076B	ڦز
076C	ڦر
076D	ڦس

Presentation Forms *

FD3E	ڦ))	
FD3F	ڦ((
FDF0	ڦصلى	SALLASTOP
FDF1	ڦقلى	QALA
FDF2	ڦالله	a1-11_ah or ALLAH **
FDF3	ڦاكبر	AKBAR
FDF4	ڦمحمد	MUHAMMAD
FDF5	ڦصلعم	SALAM
FDF6	ڦرسول	RASUL or RASOUL
FDF7	ڦعليه	ALAYHI or ALAYHE
FDF8	ڦوسلم	WASALLAM
FDF9	ڦصلى	SALLA
FDFA	ڦﷺ	SLM

FDFB	جَلَّة	JALLA	لله	ll_ah or LLAH **
FDFC	رِيَال	RIYAL	قَالِه	FALILLAH ***
FDFD	بِسْمِ اللّٰهِ الرَّحْمٰنِ الرَّحِیْمِ	BASMALA		

Non-Unicode Ligatures

Notes

* Since most of these glyphs are not present in Scheherazade (and, with a few exceptions, are very rarely featured in other fonts), for illustration purposes we have taken FDF0, FDF1, FDF3–FDF9 and FDFB from Arial Unicode MS, FDFA from Adobe Arabic, and FDFD from AGA Arabesque.

** See § 3.3.1

*** Specific to the font Adobe Arabic

A Notes on available free and commercial fonts for the Perso-Arabic script

NB: This list is incomplete and has not been updated since 2007.

- ‘Scheherazade’ and ‘Lateef’ from SIL
- ‘Adobe Arabic’
- Free fonts from Arabeyes.org
- ...
- Arabic fonts on Mac OS X: ‘Geeza Pro’, ‘DecoType Naskh’, ...more?
- ‘Arabic Typesetting’ and other Arabic fonts licensed to Microsoft
- Commercial fonts by vendors:
 - Linotype GmbH: ...
 - AGFA Monotype: ...
 - ParaType: ...
 - ...

B Recommended Unicode fonts for transliterating Oriental languages

Here follows a list of open source and freeware fonts with full LATIN EXTENDED ADDITIONAL coverage.²² **NB: This list has not been updated since 2007.**

- Gentium, Doulos, Charis: <http://scripts.sil.org/FontDownloads>
- Junicode: <http://junicode.sourceforge.net/>
- Libertine: <http://linuxlibertine.sourceforge.net/>
- DejaVu Serif / Sans / Sans Mono: http://dejavu.sourceforge.net/wiki/index.php/Main_Page
- Lucida Grande: Mac OS X
- TITUS Cyberbit Basic: <http://titus.fkidg1.uni-frankfurt.de/unicode/tituut.asp>
- Thryomanes: <ftp://ftp.io.com/pub/usr/hmiller/fonts/Thryomanes12.zip>
- jGaramond: <http://www.janthor.de/jGaramond/>
- Everson Mono Unicode (shareware): <http://www.evertype.com/emono/>
- Arial Unicode MS: Windows
- Microsoft Sans Serif: Windows
- FreeSerif / FreeSans / FreeMono: <http://savannah.nongnu.org/projects/freefont/>
- Roman Unicode: <http://everywitchway.net/linguistics/fonts/roman.html>
- Chrisanthi Unicode: <http://everywitchway.net/linguistics/fonts/chrysuni.html>
- HindSight Unicode (not very nice): <http://dartcanada.tripod.com/Objets/Zips/HindUnicode.zip>
- AbRoman: <http://www.languagegeek.com/font/fontdownload.html>
- Garava: <http://www.aimwell.org/Fonts/fonts.html>

²² See this [webpage](#) for more details.

- Verajja (based on Bitstream Vera Sans, so very similar to DejaVu Sans): <http://www.aimwell.org/Fonts/fonts.html>
- Legendum: <http://home.kabelfoon.nl/~slam/fonts/fonts.html>
- Code2000 (shareware): <http://www.code2000.net>

C Implementation

```

1 \NeedsTeXFormat{LaTeX2e}
2 \ProvidesPackage{arabxetex}
3 [2010/03/04 v1.1.4 ArabTeX-like interface for XeLaTeX]
4 %
5 \DeclareOption{fullvoc}{\def\ax@mode{fullvoc}}
6 \DeclareOption{voc}{\def\ax@mode{voc}}
7 \DeclareOption{novoc}{\def\ax@mode{novoc}}
8 \DeclareOption{trans}{\def\ax@mode{trans}}
9 \DeclareOption{utf}{\def\ax@mode{utf}}
10 \DeclareOption{fdf2alif}{\def\ax@font@allah{fdf2alif}}
11 \DeclareOption{fdf2noalif}{\def\ax@font@allah{fdf2noalif}}
12 \newif\ifmirror@punct\mirror@punctfalse
13 \DeclareOption{mirrorpunct}{\mirror@puncttrue}
14 \ExecuteOptions{novoc, fdf2alif}
15 \ProcessOptions
16 \def\ax@mode@fullvoc{fullvoc}
17 \def\ax@mode@voc{voc}
18 \def\ax@mode@novoc{novoc}
19 \def\ax@mode@trans{trans}
20 \def\ax@mode@utf{utf}
21 \newif\ifax@mode@defined
22 \def\ax@ismode@defined#1{%
23 \ifcsname ax@mode@#1\endcsname%
24 \ax@mode@definedtrue%
25 \else
26 \ax@mode@definedfalse%
27 \fi}
28 \def\ax@lang{arab}%default language (for macros like \emph)
29 \RequirePackage{amsmath}%because of macro \overline used in \emph
30 \RequirePackage{fontspec}
31 \RequirePackage{bidi}
32 \AtBeginDocument{\ifdefined\arabicfont\relax\else
33 \PackageWarning{arabxetex}{\string\arabicfont\ is not defined!^^JI will try to load Scheherazade (scale
34 \newfontfamily\arabicfont[Script=Arabic,Scale=1.5]{Scheherazade}\fi}%
35 \def\ax@trans@style{\itshape}%

```

```

36 \newcommand{\SetTranslitStyle}[1]{\def\ax@trans@style{#1}}
37 \newcommand{\SetTranslitConvention}[1]{\def\ax@trans@convention{#1}}
38 \def\ax@trans@convention{loc}% Library of Congress is default
39 \newcommand{\SetAllahWithAlif}{\def\ax@font@allah{fdf2alif}}
40 \newcommand{\SetAllahWithoutAlif}{\def\ax@font@allah{fdf2noalif}}
41 \def\utf@fontfeature{\ifmirror@punct\addfontfeature{Mapping=mirrorpunct}\else\relax\fi}
42 \def\arabtex@codes{\catcode'^=11\relax\catcode'_=11\relax}
43 \def\UC{\char"E000} % This is used to capitalize the following letter (ignoring
    noring
44 % article al-) in transliteration mode
45 %%Font setup
46 \def\ax@farsi@font{\ifdefined\farsifont\farsifont\else\arabicfont\fi}
47 \def\ax@urdu@font{\ifdefined\urdufont\urdufont\else\arabicfont\fi}
48 \def\ax@pashto@font{\ifdefined\pashtofont\pashtofont\else\arabicfont\fi}
49 \def\ax@maghribi@font{\ifdefined\maghribifont\maghribifont\else\arabicfont\fi}
50 \def\ax@sindhi@font{\ifdefined\sindhifont\sindhifont\else\arabicfont\fi}
51 \def\ax@kashmiri@font{\ifdefined\kashmirifont\kashmirifont\else\arabicfont\fi}
52 \def\ax@ottoman@font{\ifdefined\ottomanfont\ottomanfont\else\arabicfont\fi}
53 \def\ax@kurdish@font{\ifdefined\kurdishfont\kurdishfont\else\arabicfont\fi}
54 \def\ax@malay@font{\ifdefined\malayfont\malayfont\else\arabicfont\fi}
55 \def\ax@uighur@font{\ifdefined\uighurfont\uighurfont\else\arabicfont\fi}
56 \def\ax@urdu@font{\ifdefined\urdufont\urdufont\else\arabicfont\fi}
57
58 \newenvironment{arab}[1][\ax@mode]%
59 {\edef\@tempa{#1}%
60 \def\ax@lang{arab}%
61 \ax@ismode@defined{\@tempa}%
62 \ifax@mode@defined%
63 \ifx\@tempa\ax@mode@trans%
64 \par\arabtex@codes\ax@trans@style%
65 \addfontfeature{Mapping=arabtex-trans-\ax@trans@convention}%
66 \else
67 \ifx\@tempa\ax@mode@utf%
68 \par\setRL\arabicfont\utf@fontfeature%
69 \else
70 \par\setRL\arabicfont\arabtex@codes%
71 \addfontfeature{Mapping=arabtex-\ax@font@allah-\@tempa}%
72 \fi\fi
73 \else
74 \PackageWarning{arabxetex}{Mode \@tempa not defined, defaulting to \@ax@mode}%
75 \par\setRL\arabicfont\arabtex@codes%
76 \addfontfeature{Mapping=arabtex-\ax@font@allah-\ax@mode}%
77 \fi}

```

```

78 {\ifx\@tempa\ax@mode@trans\relax\else\unsetRL\fi\par}
79 \let\Arabic=\arab%
80 %%%
81 \newenvironment{maghribi}[1][\ax@mode]%
82 {\edef\@tempa{#1}%
83 \def\ax@lang{maghribi}%
84 \ax@ismode@defined{\@tempa}%
85 \ifax@mode@defined%
86 \ifx\@tempa\ax@mode@trans%
87 \par\arabtex@codes\ax@trans@style%
88 \addfontfeature{Mapping=arabtex-trans-\ax@trans@convention}%
89 \else
90 \ifx\@tempa\ax@mode@utf%
91 \par\setRL\ax@maghribi@font\utf@fontfeature%
92 \else
93 \par\setRL\ax@maghribi@font\arabtex@codes%
94 \addfontfeature{Mapping=arabtex-\ax@font@allah-maghribi-\@tempa}%
95 \fi\fi
96 \else
97 \PackageWarning{arabxetex}{Mode \@tempa\ not defined, defaulting to \@ax@mode}%
98 \par\setRL\ax@maghribi@font\arabtex@codes%
99 \addfontfeature{Mapping=arabtex-\ax@font@allah-maghribi-\ax@mode}%
100 \fi}
101 {\ifx\@tempa\ax@mode@trans\relax\else\unsetRL\fi\par}
102 %%%
103 \newenvironment{farsi}[1][\ax@mode]%
104 {\edef\@tempa{#1}%
105 \def\ax@lang{farsi}%
106 \ax@ismode@defined{\@tempa}%
107 \ifax@mode@defined%
108 \ifx\@tempa\ax@mode@trans%
109 \par\arabtex@codes\ax@trans@style%
110 \addfontfeature{Mapping=arabtex-farsi-trans-\ax@trans@convention}%
111 \else
112 \ifx\@tempa\ax@mode@utf%
113 \par\setRL\ax@farsi@font\utf@fontfeature%
114 \else
115 \par\setRL\ax@farsi@font\arabtex@codes%
116 \addfontfeature{Mapping=arabtex-\ax@font@allah-farsi-\@tempa}%
117 \fi\fi
118 \else
119 \PackageWarning{arabxetex}{Mode \@tempa\ not defined, defaulting to \@ax@mode}%
120 \par\setRL\ax@farsi@font\arabtex@codes%

```

```

121 \addfontfeature{Mapping=arabtex-\ax@font@allah-farsi-\ax@mode}%
122 \fi}
123 {\ifx\@tempa\ax@mode@trans\relax\else\unsetRL\fi\par}
124 \let\persian=\farsi
125 %%%
126 \newenvironment{urdu}[1][\ax@mode]%
127 {\edef\@tempa{#1}%
128 \def\ax@lang{urdu}%
129 \ax@ismode@defined{\@tempa}%
130 \ifax@mode@defined%
131 \ifx\@tempa\ax@mode@trans%
132 \par\arabtex@codes\ax@trans@style%
133 \addfontfeature{Mapping=arabtex-urdu-trans-\ax@trans@convention}%
134 \else
135 \ifx\@tempa\ax@mode@utf%
136 \par\setRL\ax@urdu@font\addfontfeature{Language=Urdu}%Mapping=arabtex-utf}%
137 \else
138 \par\setRL\ax@urdu@font\arabtex@codes%
139 \addfontfeature{Mapping=arabtex-\ax@font@allah-urdu-\@tempa}%
140 \fi\fi
141 \else
142 \PackageWarning{arabxetex}{Mode \@tempa\ not defined, defaulting to \@ax@mode}%
143 \par\setRL\ax@urdu@font\arabtex@codes%
144 \addfontfeature{Mapping=arabtex-\ax@font@allah-urdu-\ax@mode}%
145 \fi}
146 {\ifx\@tempa\ax@mode@trans\relax\else\unsetRL\fi\par}
147 %%%
148 \newenvironment{pashto}[1][\ax@mode]%
149 {\edef\@tempa{#1}%
150 \def\ax@lang{pashto}%
151 \ax@ismode@defined{\@tempa}%
152 \ifax@mode@defined%
153 \ifx\@tempa\ax@mode@trans%
154 \par\arabtex@codes\ax@trans@style%
155 \addfontfeature{Mapping=arabtex-pashto-trans-\ax@trans@convention}%
156 \else
157 \ifx\@tempa\ax@mode@utf%
158 \par\setRL\ax@pashto@font\utf@fontfeature%
159 \else
160 \par\setRL\ax@pashto@font\arabtex@codes%
161 \addfontfeature{Mapping=arabtex-\ax@font@allah-pashto-\@tempa}%
162 \fi\fi
163 \else

```

```

164 \PackageWarning{arabxetex}{Mode \@tempa not defined, defaulting to \@ax@mode}%
165 \par\setRL\ax@pashto@font\arabtex@codes%
166 \addfontfeature{Mapping=arabtex-\ax@font@allah-pashto-\ax@mode}%
167 \fi}
168 {\ifx\@tempa\ax@mode@trans\relax\else\unsetRL\fi\par}
169 %%%
170 \newenvironment{sindhi}[1][\ax@mode]%
171 {\edef\@tempa{#1}%
172 \def\ax@lang{sindhi}%
173 \ax@ismode@defined{\@tempa}%
174 \ifax@mode@defined%
175 \ifx\@tempa\ax@mode@trans%
176 \par\arabtex@codes\ax@trans@style%
177 \addfontfeature{Mapping=arabtex-sindhi-trans-\ax@trans@convention}%
178 \else
179 \ifx\@tempa\ax@mode@utf%
180 \par\setRL\ax@sindhi@font\addfontfeature{Language=Sindhi}%Mapping=arabtex-utf}%
181 \else
182 \par\setRL\ax@sindhi@font\arabtex@codes%
183 \addfontfeature{Mapping=arabtex-\ax@font@allah-sindhi-\@tempa,Language=Sindhi}%
184 \fi\fi
185 \else
186 \PackageWarning{arabxetex}{Mode \@tempa not defined, defaulting to \@ax@mode}%
187 \par\setRL\ax@sindhi@font\arabtex@codes%
188 \addfontfeature{Mapping=arabtex-\ax@font@allah-sindhi-\ax@mode,Language=Sindhi}%
189 \fi}
190 {\ifx\@tempa\ax@mode@trans\relax\else\unsetRL\fi\par}
191 %%%
192 \newenvironment{ottoman}[1][\ax@mode]%
193 {\edef\@tempa{#1}%
194 \def\ax@lang{ottoman}%
195 \ax@ismode@defined{\@tempa}%
196 \ifax@mode@defined%
197 %\ifx\@tempa\ax@mode@trans%
198 % \par\arabtex@codes\ax@trans@style%
199 % \addfontfeature{Mapping=arabtex-turk-trans-\ax@trans@convention}%
200 %\else
201 %\ifx\@tempa\ax@mode@utf%
202 %\par\setRL\ax@ottoman@font\utf@fontfeature%
203 %\else
204 %\par\setRL\ax@ottoman@font\arabtex@codes%
205 %\addfontfeature{Mapping=arabtex-\ax@font@allah-turk-\@tempa}%
206 %\fi%\fi

```

```

207 \else
208 \PackageWarning{arabxetex}{Mode \@tempa\ not defined, defaulting to \@ax@mode}%
209 \par\setRL\ax@ottoman@font\arabtex@codes%
210 \addfontfeature{Mapping=arabtex-\ax@font@allah-turk-\ax@mode}%
211 \fi}
212 {%\ifx\@tempa\ax@mode@trans\relax\else
213 \unsetRL%\fi
214 \par}
215 \let\turk=\ottoman
216 %%%
217 \newenvironment{kurdish}[1][]%
218 {\def\ax@lang{kurdish}%
219 \edef\@tempa{#1}%
220 \ifx\@tempa\ax@mode@trans%
221 % \par\arabtex@codes\ax@trans@style%
222 % \addfontfeature{Mapping=arabtex-kurdish-trans-\ax@trans@convention}%
223 %\else
224 \ifx\@tempa\ax@mode@utf%
225 \par\setRL\ax@kurdish@font\addfontfeature{Language=Kurdish}%Mapping=arabtex-
utf}%
226 \else
227 \par\setRL\ax@kurdish@font\arabtex@codes%
228 \addfontfeature{Mapping=arabtex-\ax@font@allah-kurdish,Language=Kurdish}%
229 \fi}
230 {%\ifx\@tempa\ax@mode@trans\relax\else
231 \unsetRL%\fi
232 \par}
233 %%%
234 \newenvironment{kashmiri}[1][\ax@mode]%
235 {\edef\@tempa{#1}%
236 \def\ax@lang{kashmiri}%
237 \ax@ismode@defined{\@tempa}%
238 \ifax@mode@defined%
239 \ifx\@tempa\ax@mode@trans%
240 % \par\arabtex@codes\ax@trans@style%
241 % \addfontfeature{Mapping=arabtex-\ax@font@allah-kashmiri-trans-\ax@trans@convention}%
242 %\else
243 \ifx\@tempa\ax@mode@utf%
244 \par\setRL\ax@kashmiri@font\utf@fontfeature%
245 \else
246 \par\setRL\ax@kashmiri@font\arabtex@codes%
247 \addfontfeature{Mapping=arabtex-\ax@font@allah-kashmiri-\@tempa}%
248 \fi%\fi

```



```

249 \else
250 \PackageWarning{arabxetex}{Mode \@tempa\ not defined, defaulting to \@ax@mode}%
251 \par\setRL\ax@kashmiri@font\arabtex@codes%
252 \addfontfeature{Mapping=arabtex-\ax@font@allah-kashmiri-\ax@mode}%
253 \fi}
254 {%\ifx\@tempa\ax@mode@trans\relax\else
255 \unsetRL%\fi
256 \par}
257 %%%
258 \newenvironment{malay}[1][\ax@mode]%
259 {\edef\@tempa{#1}%
260 \def\ax@lang{malay}%
261 \ax@ismode@defined{\@tempa}%
262 \ifax@mode@defined%
263 %\ifx\@tempa\ax@mode@trans%
264 % \par\arabtex@codes\ax@trans@style%
265 % \addfontfeature{Mapping=arabtex-malay-trans-\ax@trans@convention}%
266 %\else
267 \ifx\@tempa\ax@mode@utf%
268 \par\setRL\ax@malay@font\utf@fontfeature%
269 \else
270 \par\setRL\ax@malay@font\arabtex@codes%
271 \addfontfeature{Mapping=arabtex-\ax@font@allah-malay-\@tempa}%
272 \fi%\fi
273 \else
274 \PackageWarning{arabxetex}{Mode \@tempa\ not defined, defaulting to \@ax@mode}%
275 \par\setRL\ax@malay@font\arabtex@codes%
276 \addfontfeature{Mapping=arabtex-\ax@font@allah-malay-\ax@mode}%
277 \fi}
278 {%\ifx\@tempa\ax@mode@trans\relax\else
279 \unsetRL%\fi
280 \par}
281 \let\jawi=\malay
282 %%%
283 \newenvironment{uighur}[1]%
284 {%\edef\@tempa{#1}%
285 \def\ax@lang{uighur}%
286 %\ifx\@tempa\ax@mode@trans%
287 % \par\arabtex@codes\ax@trans@style%
288 % \addfontfeature{Mapping=arabtex-uighur-trans-\ax@trans@convention}%
289 %\else
290 \ifx\@tempa\ax@mode@utf%
291 \par\setRL\ax@uighur@font\utf@fontfeature%

```

```

292 \else
293 \par\setRL\ax@uighur@font\arabtex@codes%
294 \addfontfeature{Mapping=arabtex-\ax@font@allah-uighur}%
295 \fi}
296 {%\ifx\@tempa\ax@mode@trans\relax\else
297 \unsetRL%\fi
298 \par}
299 %%%
300 \def\textarab{\bgroup\arabtex@codes\text@arab}
301 \let\textarabic=\textarab
302 \def\textmaghribi{\bgroup\arabtex@codes\text@maghribi}
303 \def\textfarsi{\bgroup\arabtex@codes\text@farsi}
304 \let\textpersian=\textfarsi
305 \def\texturdu{\bgroup\arabtex@codes\text@urdu}
306 \def\textsindhi{\bgroup\arabtex@codes\text@sindhi}
307 \def\textpashto{\bgroup\arabtex@codes\text@pashto}
308 \def\textottoman{\bgroup\arabtex@codes\text@ottoman}
309 \let\textturk=\textottoman
310 \def\textkurdish{\bgroup\arabtex@codes\text@kurdish}
311 \def\textkashmiri{\bgroup\arabtex@codes\text@kashmiri}
312 \def\textmalay{\bgroup\arabtex@codes\text@malay}
313 \let\textjawi=\textmalay
314 \def\textuighur{\bgroup\arabtex@codes\text@uighur}
315 \newcommand\text@arab[2][\ax@mode]{%
316 \edef\@tempa{#1}%
317 \def\ax@lang{arab}%
318 \ax@ismode@defined{\@tempa}%
319 \ifax@mode@defined%
320 \ifx\@tempa\ax@mode@trans%
321 {\ax@trans@style\addfontfeature{Mapping=arabtex-trans-\ax@trans@convention}#2}%
322 \else
323 \ifx\@tempa\ax@mode@utf%
324 \RL{\arabicfont\utf@fontfeature #2}%
325 \else
326 \RL{\arabicfont\addfontfeature{Mapping=arabtex-\ax@font@allah-\@tempa}#2}%
327 \fi\fi
328 \else
329 \PackageWarning{arabxetex}{Mode \@tempa not defined, defaulting to \@ax@mode}%
330 \RL{\arabicfont\addfontfeature{Mapping=arabtex-\ax@font@allah-\ax@mode}#2}%
331 \fi\egroup}
332 \newcommand\text@maghribi[2][\ax@mode]{%
333 \edef\@tempa{#1}%
334 \def\ax@lang{maghribi}%

```

```

335 \ax@ismode@defined{\@tempa}%
336 \ifax@mode@defined%
337 \ifx\@tempa\ax@mode@trans%
338 {\ax@trans@style\addfontfeature{Mapping=arabtex-trans-\ax@trans@convention}#2}%
339 \else
340 \ifx\@tempa\ax@mode@utf%
341 \RL{\ax@maghribi@font\utf@fontfeature #2}%
342 \else
343 \RL{\ax@maghribi@font%
344 \addfontfeature{Mapping=arabtex-\ax@font@allah-maghribi-\@tempa}#2}%
345 \fi\fi
346 \else
347 \PackageWarning{arabxetex}{Mode \@tempa\ not defined, defaulting to \@ax@mode}%
348 \RL{\ax@maghribi@font\addfontfeature{Mapping=arabtex-\ax@font@allah-maghribi-
\ax@mode}#2}%
349 \fi\egroup}
350 \newcommand\text@farsi[2][\ax@mode]{%
351 \edef\@tempa{#1}%
352 \def\ax@lang{farsi}%
353 \ax@ismode@defined{\@tempa}%
354 \ifax@mode@defined%
355 \ifx\@tempa\ax@mode@trans%
356 {\ax@trans@style\addfontfeature{Mapping=arabtex-farsi-trans-\ax@trans@convention}#2}%
357 \else
358 \ifx\@tempa\ax@mode@utf%
359 \RL{\ax@farsi@font\utf@fontfeature #2}%
360 \else
361 \RL{\ax@farsi@font%
362 \addfontfeature{Mapping=arabtex-\ax@font@allah-farsi-\@tempa}#2}%
363 \fi\fi
364 \else
365 \PackageWarning{arabxetex}{Mode \@tempa\ not defined, defaulting to \@ax@mode}%
366 \RL{\ax@farsi@font\addfontfeature{Mapping=arabtex-\ax@font@allah-farsi-\ax@mode}#2}%
367 \fi\egroup}
368 \newcommand\text@urdu[2][\ax@mode]{%
369 \edef\@tempa{#1}%
370 \def\ax@lang{urdu}%
371 \ax@ismode@defined{\@tempa}%
372 \ifax@mode@defined%
373 \ifx\@tempa\ax@mode@trans%
374 {\ax@trans@style\addfontfeature{Mapping=arabtex-urdu-trans-\ax@trans@convention}#2}%
375 \else
376 \ifx\@tempa\ax@mode@utf%

```

```

377 \RL{\ax@urdu@font\addfontfeature{Language=Urdu}#2}%eventually Mapping=arabtex-
    utf
378 \else
379 \RL{\ax@urdu@font%
380 \addfontfeature{Mapping=arabtex-\ax@font@allah-urdu-\@tempa,Language=Urdu}#2}%
381 \fi\fi
382 \else
383 \PackageWarning{arabxetex}{Mode \@tempa\ not defined, defaulting to \@ax@mode}%
384 \RL{\ax@urdu@font\addfontfeature{Mapping=arabtex-\ax@font@allah-urdu-\ax@mode,Language=Urdu}#2}%
385 \fi\egroup}
386 \newcommand\text@sindhi[2][\ax@mode]{%
387 \edef\@tempa{#1}%
388 \def\ax@lang{sindhi}%
389 \ax@ismode@defined{\@tempa}%
390 \ifax@mode@defined%
391 \ifx\@tempa\ax@mode@trans%
392 {\ax@trans@style\addfontfeature{Mapping=arabtex-sindhi-trans-\ax@trans@convention}#2}%
393 \else
394 \ifx\@tempa\ax@mode@utf%
395 \RL{\ax@sindhi@font\addfontfeature{Language=Sindhi} #2}%eventually Mapping=arabtex-
    utf
396 \else
397 \RL{\ax@sindhi@font%
398 \addfontfeature{Mapping=arabtex-\ax@font@allah-sindhi-\@tempa,Language=Sindhi}#2}%
399 \fi\fi
400 \else
401 \PackageWarning{arabxetex}{Mode \@tempa\ not defined, defaulting to \@ax@mode}%
402 \RL{\ax@sindhi@font\addfontfeature{Mapping=arabtex-\ax@font@allah-sindhi-\ax@mode,Language=Sindhi}#2}%
403 \fi\egroup}
404 \newcommand\text@pashto[2][\ax@mode]{%
405 \edef\@tempa{#1}%
406 \def\ax@lang{pashto}%
407 \ax@ismode@defined{\@tempa}%
408 \ifax@mode@defined%
409 \ifx\@tempa\ax@mode@trans%
410 {\ax@trans@style\addfontfeature{Mapping=arabtex-pashto-trans-\ax@trans@convention}#2}%
411 \else
412 \ifx\@tempa\ax@mode@utf%
413 \RL{\ax@pashto@font\utf@fontfeature #2}%
414 \else
415 \RL{\ax@pashto@font%
416 \addfontfeature{Mapping=arabtex-\ax@font@allah-pashto-\@tempa}#2}%
417 \fi\fi

```

```

418 \else
419 \PackageWarning{arabxetex}{Mode \@tempa\ not defined, defaulting to \@ax@mode}%
420 \RL{\ax@pashto@font\addfontfeature{Mapping=arabtex-\ax@font@allah-pashto-\ax@mode}#2}%
421 \fi\egroup}
422 \newcommand\text@ottoman[2][\ax@mode]{%
423 \edef\@tempa{#1}%
424 \def\ax@lang{ottoman}%
425 \ax@ismode@defined{\@tempa}%
426 \ifax@mode@defined%
427 % UNCOMMENT when transliteration mapping is done
428 %\ifx\@tempa\ax@mode@trans%
429 % {\ax@trans@style\addfontfeature{Mapping=arabtex-turk-trans-\ax@trans@convention}#2}%
430 %\else
431 \ifx\@tempa\ax@mode@utf%
432 \RL{\ax@ottoman@font\utf@fontfeature #2}%
433 \else
434 \RL{\ax@ottoman@font%
435 \addfontfeature{Mapping=arabtex-\ax@font@allah-turk-\@tempa}#2}%
436 \fi%\fi
437 \else
438 \PackageWarning{arabxetex}{Mode \@tempa\ not defined, defaulting to \@ax@mode}%
439 \RL{\ax@ottoman@font\addfontfeature{Mapping=arabtex-\ax@font@allah-turk-\ax@mode}#2}%
440 \fi\egroup}
441 \newcommand\text@kurdish[2][\ax@mode]{%
442 \edef\@tempa{#1}%
443 \def\ax@lang{kurdish}%
444 % UNCOMMENT when transliteration mapping is done
445 %\ifx\@tempa\ax@mode@trans%
446 % {\ax@trans@style\addfontfeature{Mapping=arabtex-kurdish-trans-\ax@trans@convention}#2}%
447 %\else
448 \ifx\@tempa\ax@mode@utf%
449 \RL{\ax@kurdish@font\utf@fontfeature #2}%
450 \else
451 \RL{\ax@kurdish@font%
452 \addfontfeature{Mapping=arabtex-\ax@font@allah-kurdish,Language=Kurdish}#2}%
453 \fi%\fi
454 \egroup}
455 \newcommand\text@kashmiri[2][\ax@mode]{%
456 \edef\@tempa{#1}%
457 \def\ax@lang{kashmiri}%
458 \ax@ismode@defined{\@tempa}%
459 \ifax@mode@defined%
460 % UNCOMMENT when transliteration mapping is done

```

```

461 %\ifx\@tempa\ax@mode@trans%
462 % {\ax@trans@style\addfontfeature{Mapping=arabtex-kashmiri-trans-\ax@trans@convention}#2}%
463 %\else
464 \ifx\@tempa\ax@mode@utf%
465 \RL{\ax@kashmiri@font\utf@fontfeature #2}%
466 \else
467 \RL{\ax@kashmiri@font%
468 \addfontfeature{Mapping=arabtex-\ax@font@allah-kashmiri-\@tempa}#2}%
469 \fi%\fi
470 \else
471 \PackageWarning{arabxetex}{Mode \@tempa\ not defined, defaulting to \@ax@mode}%
472 \RL{\ax@kashmiri@font\addfontfeature{Mapping=arabtex-\ax@font@allah-kashmiri-
\ax@mode}#2}%
473 \fi\egroup}
474 \newcommand\text@malay[2][\ax@mode]{%
475 \edef\@tempa{#1}%
476 \def\ax@lang{malay}%
477 \ax@ismode@defined{\@tempa}%
478 \ifax@mode@defined%
479 % UNCOMMENT when transliteration mapping is done
480 %\ifx\@tempa\ax@mode@trans%
481 % {\ax@trans@style\addfontfeature{Mapping=arabtex-malay-trans-\ax@trans@convention}#2}%
482 %\else
483 %\ifx\@tempa\ax@mode@utf%
484 %\RL{\ax@malay@font\utf@fontfeature #2}%
485 %\else
486 %\RL{\ax@malay@font%
487 %\addfontfeature{Mapping=arabtex-\ax@font@allah-malay-\@tempa}#2}%
488 %\fi%\fi
489 %\else
490 %\PackageWarning{arabxetex}{Mode \@tempa\ not defined, defaulting to \ax@mode}%
491 %\RL{\ax@malay@font\addfontfeature{Mapping=arabtex-\ax@font@allah-malay-\ax@mode}#2}%
492 %\fi\egroup}
493 \newcommand\text@uighur[2][\ax@mode]{%
494 \edef\@tempa{#1}%
495 \def\ax@lang{uighur}%
496 % UNCOMMENT when transliteration mapping is done
497 %\ifx\@tempa\ax@mode@trans%
498 % {\ax@trans@style\addfontfeature{Mapping=arabtex-uighur-trans-\ax@trans@convention}#2}%
499 %\else
500 %\ifx\@tempa\ax@mode@utf%
501 %\RL{\ax@uighur@font\utf@fontfeature #2}%
502 %\else

```

```
503 \RL{\ax@uighur@font%
504 \addfontfeature{Mapping=arabtex-\ax@font@allah-uighur}#2}%
505 \fi%\fi
506 \egroup}
507 %
508 \newcommand{\textLR}[1]{\LR{\rmfamily #1}}
509 \newcommand{\aemph}[1]{%
510   \edef\@tempb{\expandafter\noexpand\csname text\ax@lang\endcsname}%
511   $\overline{\text{\@tempb{#1}}}$}
```