



UNIVERSITEIT•STELLENBOSCH•UNIVERSITY  
jou kennisvennoot • your knowledge partner

## The `usthesis` Class and Style\*

Danie Els<sup>†</sup>

e-mail: [dnjels@sun.ac.za](mailto:dnjels@sun.ac.za)

Department of Mechanical and Mechatronics Engineering  
University of Stellenbosch  
Private Bag X1, Matieland 7602 , South Africa.

2009/03/07

### Abstract

The `usthesis` class/style files are provided to typeset reports, theses and dissertations that conform to the requirements of the Engineering Faculty of the University of Stellenbosch, South Africa.

The class file `usthesis.cls` is based on the standard L<sup>A</sup>T<sub>E</sub>X `book` class, while `usthesis.sty` is a style file to be loaded on top of the very powerful `memoir` class. Both options give identical output, but the benefit of the using `memoir` is that it has many additional command and environments for formatting and processing of a document.

`Usthesis` is primarily concerned with the formatting of the front matter such as the title page, abstract, etc. It also works together with the `babel` package to provide language options to typeset documents in Afrikaans or in English.

---

\*This class has version number v4.1, last revised 2009/03/07.

<sup>†</sup>Any help with proofreading this document will be appreciated.

## Contents

<b>1</b>	<b>User Interface</b>	<b>4</b>
1.1	usthesis class and style files . . . . .	4
1.1.1	Loading the <code>usthesis</code> packages . . . . .	4
1.1.2	The <code>usthesis</code> options: . . . . .	4
1.1.3	$\LaTeX$ class options: . . . . .	6
1.1.4	Global package options: . . . . .	6
1.2	Required Packages . . . . .	7
1.2.1	Language setup . . . . .	7
1.2.2	Input font encoding . . . . .	8
1.2.3	Output font encoding . . . . .	8
1.2.4	Font selection . . . . .	9
1.2.5	Mathematics . . . . .	9
1.2.6	Graphics and Color . . . . .	10
1.2.7	Line spacing . . . . .	10
1.2.8	Paragraph indent and spacing . . . . .	10
1.3	Useful packages . . . . .	11
1.3.1	SI units and numbers . . . . .	11
1.3.2	Tables and arrays . . . . .	11
1.3.3	Hyper links . . . . .	12
<b>2</b>	<b>Front matter</b>	<b>13</b>
2.1	Title page . . . . .	13
2.2	Watermark . . . . .	18
2.3	Copyright Information . . . . .	19
2.4	Declaration page . . . . .	19
2.5	Abstract . . . . .	19
2.6	Acknowledgements, Dedications, etc. . . . .	19
<b>3</b>	<b>Back Matter</b>	<b>20</b>
3.1	Bibliography/List of References . . . . .	20
<b>4</b>	<b>Implementation: <code>usthesis</code></b>	<b>21</b>
4.1	Identification . . . . .	21
4.2	External packages . . . . .	21
4.3	Options . . . . .	22
4.3.1	Language options . . . . .	22
4.3.2	Thesis type options . . . . .	24
4.3.3	Page layout options . . . . .	26
4.3.4	Process package options . . . . .	26
4.4	Temporaries . . . . .	26
4.5	Page layout . . . . .	27
4.5.1	A5 type block area . . . . .	27
4.5.2	Golden section type block area . . . . .	28
4.5.3	Wide type block area . . . . .	29
4.6	Utility commands . . . . .	29
4.7	Front pages . . . . .	30
4.7.1	Title page . . . . .	30
4.7.2	Copyright page . . . . .	34

4.7.3	Declaration page . . . . .	34
4.7.4	Abstract page . . . . .	36
4.7.5	Table of contents . . . . .	36
4.7.6	List of figures . . . . .	37
4.7.7	List of tables . . . . .	37
4.8	Back matter . . . . .	37
4.8.1	Bibliography . . . . .	37
4.8.2	Index . . . . .	38
4.9	Page markup . . . . .	39
4.9.1	Headers and footers . . . . .	39
4.9.2	Chapter and section headings . . . . .	41
4.9.3	Floats and float pages . . . . .	43
4.9.4	Captions . . . . .	43

# 1 User Interface

## 1.1 `usthesis` class and style files

Two style files are provided to typeset theses of the University of Stellenbosch. The class file `usthesis.cls` is based on the standard L<sup>A</sup>T<sub>E</sub>X `book` class, while `usthesis.sty` is a style file to be loaded on top of the very powerful `memoir` class. Both options give identical output, but the benefit of the using `memoir` is that it has many additional command and environments for formatting and processing of a document.

### 1.1.1 Loading the `usthesis` packages

- (a) The `usthesis.cls` class is loaded in the document preamble with

```
\documentclass[12pt,oneside,openany,a4paper, %... Layout
             afrikaans,english,           %... Global lang drivers
             masters-t, goldenblock       %... Thesis options
]{usthesis}
```

- (b) or `usthesis.sty` with the `memoir` class

```
\documentclass[12pt,oneside,openany,a4paper, %... Layout
             afrikaans,english,           %... Global lang drivers
             ]{memoir}
\usepackage[masters-t, goldenblock]{usthesis}%... Thesis options
```

### 1.1.2 The `usthesis` options:

**Document type options:** This options for the `usthesis` class/style are for specific formatting of the title and abstract pages of the different document types.

**report:** Final year project reports, etc.

**masters-a:** An assignment masters degree.

**masters-t:** A thesis masters degree.

**PhD:** A PhD dissertation handed in for examination.

**PhDfinal:** A PhD dissertation handed in for publication after acceptance.

**Type block sizes:** The ISO A4 paper size (297,3 mm × 210,2 mm) is not ideally suited for typesetting off books. The *A5 type block* (fig 1) and the *golden ratio type block* (fig 2) are layouts designed by the great typographer Jan Tschichold which adheres to the classic typographic principals.<sup>1</sup> A 12 pt font size is recommended for most fonts. The following options are provided as part of the `usthesis` class/style options:

**a5block:** ISO A4 paper with A5 type block

**goldenblock:** ISO A4 paper with golden ratio type block,

**wideblock:** Type block with 25 mm borders

**stdblock:** Standard L<sup>A</sup>T<sub>E</sub>X type block [default].

<sup>1</sup>The Tschichold designs have a 3:5 ratio between the inner and outer margins. The `usthesis` package employs a symmetric layout since v3.0.

The user can set up custom page layouts if needed. The setup depends on the class file used. The following example is for a page with 30 mm margins all around.

(a) memoir.cls with usthesis.sty

```
\documentclass[a4paper,⟨options⟩]{memoir}
\usepackage[⟨options⟩]{usthesis}
\setlrmarginsandblock{30mm}{30mm}{*} % Left/Right margins
\setulmarginsandblock{30mm}{30mm}{*} % Upper/Lower margins
\checkandfixthelayout \setlength{\headwidth}{\textwidth}
```

(b) usthesis.cls

```
\documentclass[a4paper,⟨options⟩]{usthesis}
\usepackage[hmargin={30mm,30mm},vmargin={30mm,30mm}]{geometry}
```

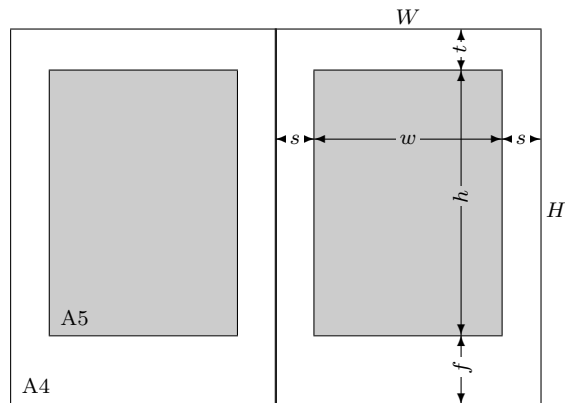


Figure 1: ISO A4 paper with A5 type block (**A5block**)

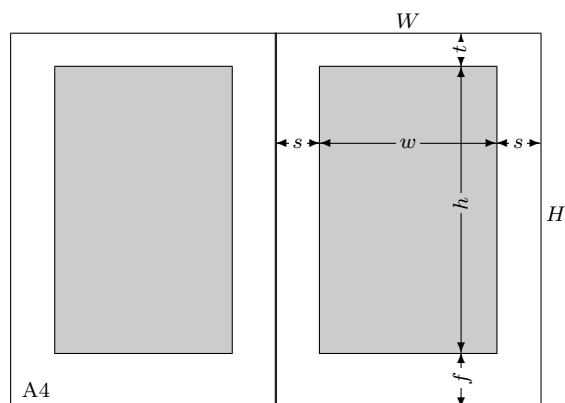


Figure 2: ISO A4 paper with golden ratio type block (**goldenblock**)

Table 1: Page layout parameters

	A5 type block (a5block)		Golden section type block (goldenblock)	
	Page width	$W$	= 210,2 mm	$W$
Page height	$H = \sqrt{2}W$	= 297,3 mm	$H = \sqrt{2}W$	= 297,3 mm
Block width	$w = H/2$	= 148,7 mm	$w = 2W/3$	= 140,1 mm
Block height	$h = W$	= 210,2 mm	$h = H - W/3$	= 227,2 mm
Side margin	$s = (W - w)/2$	= 30,8 mm	$s = W/6$	= 35,0 mm
Top margin	$t = 3(H - h)/8$	= 32,7 mm	$t = 3W/24$	= 26,3 mm
Foot margin	$f = 5(H - h)/8$	= 54,4 mm	$f = 5W/24$	= 43,8 mm

### 1.1.3 L<sup>A</sup>T<sub>E</sub>X class options:

The gray `boxes` are the L<sup>A</sup>T<sub>E</sub>X default options, while `boxed` options are the preferred options of `usthesis` package.

`10pt`, `11pt`, `12pt`: Sets the size of the main font in the document. The preferred font size depends very much on the font type. For Computer Modern (the default L<sup>A</sup>T<sub>E</sub>X font) is 11 or 12 points the most legible option on an A4 paper size.

`a4paper`, `a5paper`, `b5paper`, `letterpaper`, `executivepaper`, `legalpaper`: Defines the paper size. In South Africa is the ISO A4 paper size the standard.

`fleqn`: Typesets displayed formulae left-aligned instead of centred. This option is a matter of personal taste.

`leqno`: Places the numbering of formulae on the left hand side instead of the right. This is the traditional layout of the American Mathematical Society, but is not used for Engineering theses.

`onecolumn`, `twocolumn`: Instructs L<sup>A</sup>T<sub>E</sub>X to typeset the document in one column or two columns. The University of Stellenbosch Engineering theses are traditionally single column documents.

`twoside`, `oneside`: Specifies whether double or single sided output should be generated. Note that this option concerns the style of the document only. The option `twoside` does not tell the printer you use that it should actually make a two-sided printout. If a printer with double sided printing capability is available, then this option can be used.

`openright`, `openany`: Makes chapters begin either only on right hand pages or on the next page available. Selection of `openright` depends on the selection of the `twoside` option.

### 1.1.4 Global package options:

Global options for packages and drivers can be loaded together with the class options. The most important options are the display drivers for `color`, `graphicx` and `hyperref` as well as the language options for `babel`, `varioref`, etc.

The **display drivers** are normally loaded by the L<sup>A</sup>T<sub>E</sub>X config system defaults.

The **global language options** for babel can be set with:

```
\documentclass[<options>, afrikaans, english]{usthesis}
\usepackage{babel}
\usepackage{varioref}
```

## 1.2 Required Packages

### 1.2.1 Language setup

L<sup>A</sup>T<sub>E</sub>X provides for a variety of languages. It set up hyphenation patterns and defines language specific output such as chapter names, etc. The default language is American style English, while the South African English is the United Kingdom style. Language options must be loaded with the babel package. The last language declared is the default document language.

```
\usepackage[afrikaans, english]{babel} % English default
```

```
\usepackage[english, afrikaans]{babel} % Afrikaans default
```

or preferably with global options

```
\documentclass[<options>, afrikaans, english]{usthesis}
\usepackage{babel}
```

Languages can be made active with the `\selectlanguage{<lang-name>}` command from babel. In the `usthesis` class, a command

```
\AorE{<Afr-teks>}{<Eng-text>}
```

is provided that types one of the two arguments, depending on whether `afrikaans` is the active language or not. Environments for changing the language options locally are also provided in `usthesis` (if languages are installed with `babel`).

<b>Afr</b>	<code>\begin{Afr}</code>	<code>\begin{Eng}</code>
<b>Eng</b>	<code>Afr-teks ...</code>	<code>Eng-text ...</code>
	<code>\end{Afr}</code>	<code>\end{Eng}</code>

With the `afrikaans` option of `babel` the character " is made active (see table 2). One of the reasons for this is that in the Afrikaans language a word with a dieresis can be hyphenated just before the letter with the umlaut, but the dieresis has to disappear if the word is broken between the previous letter and the accented letter, for example 'geëerd' becomes 'ge-eerd'. It is extremely important that the commands "a, "e, ..., are used in Afrikaans documents, and not \ "e, etc., and neither the direct input of ë with Alt+137 (if `latin1` input encoding is selected).

The `afrikaans` option sometimes has problems with the hyphenation of the very long words. The simplest way to correct a wrongly hyphenated word is to include the discretionary hyphen command `\-` in the word: e.g.: `kom\ -buis\ -kas`. Words that are incorrectly hyphenated and appear frequently within the document can be put into a list of exceptions in the preamble of the document:

```
\hyphenation{Kom-buis-kas ...}
```

Table 2: Definitions from babel loaded with the `afrikaans` option.

"e	The character <code>ë</code> , which hyphenates as <code>-e</code> . Implemented for the letters <code>ä</code> , <code>ë</code> , <code>ï</code> , <code>ö</code> and <code>ü</code> .
"	Disable ligatures ( <code>ff</code> , <code>fi</code> , <code>ffi</code> , <code>ffl</code> , etc.) at this position but allow a hyphen, e.g.: The word ‘ <code>stoffilter</code> ’ looks better as ‘ <code>stoffilter</code> ’. It is then hyphenated as ‘ <code>stoffilter</code> ’
"-	An explicit hyphen sign, allowing hyphenation in the rest of the word.
"~	To produce a hyphen character without the following discretionary break after it, e.g.: ‘ <code>x-straal</code> ’.
" "	To produce an invisible breakpoint.
"“	Lowered double left quotes, e.g.: „lowered” versus “normal”.
"’	Normal double right quotes.
"/	Enable hyphenation in two words, written together but separated by a slash, for example ‘ <code>uitdrukking/opmerking</code> ’.
\-	A redefinition of the standard discretionary hyphen, <code>\-</code> . The new version indicates an extra hyphenation position, while allowing other hyphenation positions to be generated automatically.

It is also important to note that words that contain "e, etc. must be hyphenated by hand when they are near linebreaks, for example: `koëffisiëntematriks`

```
ko"ef\-fisi"en\-te\-mat\-riks
```

### 1.2.2 Input font encoding

In Afrikaans there are many words containing characters such as `é`, `ô`, `à`, `ï`, etc. These characters can be included directly in the input text file, except `ä`, `ë`, `ï`, `ö` and `ü`, which need to be inserted as "a, ..., for proper hyphenation (see previous section). As an example by typing `Alt+136`, you obtain `ë`. If the Western European input encoding (`latin1`) is loaded,  $\text{\LaTeX}$  will recognize these characters.

```
\usepackage[latin1]{inputenc}
```

### 1.2.3 Output font encoding

The classic  $\text{\TeX}$  Computer Modern fonts contain only 126 characters (7-bit) per font set (OT1 encoding). It does not contain glyphs for characters such as `ë`. These characters are formed by two characters that are overprinted (`^+e`). The result is that Afrikaans words such as “*koëffisiëntematriks*,” are not hyphenated automatically. The solution is to use the T1 encoding scheme with 256 character (8-bit) font sets. Postscript Type 1 and TrueType fonts can be configured, with the aid of  $\text{\TeX}$ ’s virtual font mechanism, to be available for  $\text{\LaTeX}$ . Font handling can be switched to T1 encoding (if you have the Postscript fonts).

```
\usepackage[T1]{fontenc}
```



### 1.2.4 Font selection

To obtain a PDF e-document of your thesis you need to use Postscript fonts (and T1 encoding for Afrikaans). There are many free Postscript text fonts available in the T<sub>E</sub>X distributions, but Postscript fonts with a full set of mathematical symbols are very scarce. The freely available ones are:

*Computer Modern*: Newer L<sup>A</sup>T<sub>E</sub>X installations contain this classic T<sub>E</sub>X font in Type 1 format. This fontset is loaded by default if T1 encoding is specified without any other font loaded. Alternatively use the `lmodern` package. This document is set in Computer Modern.

*Palatino*: This beautiful font can be loaded with the `mathpazo` package. Palatino is one of the standard Postscript fonts on every Postscript printer. Make sure that the `fpl` fonts are loaded. They provide true small caps and old style figures for the Palatino fonts.

*Times Roman*: This font is loaded with the `mathptmx` package. It contains no bold math characters or true small caps. Please do not use this font for theses, because it was designed for narrow newspaper columns, resulting in very narrow characters. It is just not appropriate for single column theses.

*Utopia*: This font is loaded with the `fourier` package. It contains no true small caps. This font is very good on low resolution output devices.

*CMbright*: This is a sans serif font and is part of the CM-super font set. It can be loaded with the `cmbright` package. You need the `hfbright` fonts installed for the math symbols. A document with a sans serif font, such as CMbright, must be set ragged right. Use the `\RaggedRight` command of the `ragged2e` package.

*Euler*: This is a math font only and can be used with fonts such as Charter that do not have math characters. It is loaded with the `eulervm` package.

An example of a typical setup for an Afrikaans report with mathematics is:

```
\documentclass[report,                %.. Document type
               12pt,oneside,openany,a4paper,a5block,%.. Layout
               english,afrikaans,      %.. Global lang drivers
               ]{usthesis}

\usepackage{babel}                    %.. Language setup
\usepackage[latin1]{inputenc}         %.. Recognizes ê, ë, etc
\usepackage{amsmath}                  %.. Advanced maths (before fonts)
\usepackage[T1]{fontenc}              %.. Type 1 fonts for proper hyphenation
\usepackage{textcomp}                 %.. Additional text characters
\usepackage{fourier}                  %.. Utopia (if you want a different font)
\usepackage{bm}                       %.. Bold math characters (after fonts)
```

### 1.2.5 Mathematics

Normal L<sup>A</sup>T<sub>E</sub>X contains many math typesetting commands and environments, but for serious mathematical typesetting you need to load the American Mathematical Society (AMS) math packages. The AMS packages also include additional math symbols, but load them only if really necessary, because they are very big.

```
\usepackage[(options)]{amsmath}
\usepackage{amssymb}% only if necessary
```

Bold math symbols can be obtained with the AMS command `\boldsymbol` or with the more advanced `\bm` command from the `bm` package.

### 1.2.6 Graphics and Color

The `graphicx` package is needed by the `usthesis` package to format the title page and must be loaded in the document preamble. The `color` package is optional, but very useful.

```
\usepackage[options]{graphicx}
\usepackage[options]{color}
```

If you need display drivers (such as `dvips`, `pdftex`, etc.) different from the default options, is it important that they are passed on to all the packages as a global option. With the MiKTeX this is achieved with the standard configuration file.

### 1.2.7 Line spacing

The guidelines for University of Stellenbosch theses dictates that either single, one-half or double line spacing be used. Line spacing can be obtained with the `setspace` packages (build into the `memoir` package). With this package, footnotes and captions are still single spaced, while no additional vertical spacing is added around display math or in lists.

- (a) One and a half lines spacing for `memoir.cls` with `usthesis.sty`

```
\documentclass[options]{memoir}
\usepackage[options]{usthesis}
\OnehalfSpacing % or \DoubleSpacing ... Line spacing
:
\begin{document}
  \frontmatter
  \begin{SingleSpace}
    \TitlePage%..... Single spaced title page
  \end{SingleSpace}
  :
```

- (b) One and a half lines spacing for `usthesis.cls`

```
\documentclass[options]{usthesis}
\usepackage[onehalfspacing]{setspace}%.. Line spacing
:
\begin{document}
  \frontmatter
  \begin{singlespace}
    \TitlePage%..... Single spaced title page
  \end{singlespace}
  :
```

### 1.2.8 Paragraph indent and spacing

The conventional way of typesetting running text has no separation between paragraphs, and the first line of each paragraph in a block of text indented.

It is sometimes required that paragraphs are separated with a blank line and without any first line indent. This can be obtained with the `parskip` package (build into the `memoir` package).

(a) Paragraph spacing for `memoir.cls` with `usthesis.sty`

```
\documentclass[<options>]{memoir}
\usepackage[<options>]{usthesis}
\nonzeroparskip%..... Space between paragraphs
\setlength{\parindent}{0pt}%.. Zero paragraph indents
```

(b) Paragraph spacing for `usthesis.cls`

```
\documentclass[<options>]{usthesis}
\usepackage{parskip}%..... Paragraph spacing + zero indent
```

Please note that this is not recommended for theses containing large amounts of mathematics, because it is difficult, if not impossible, to see where a new paragraph starts between equations.

### 1.3 Useful packages

The following are a number of packages that are very useful when writing a thesis.

#### 1.3.1 SI units and numbers

`siunitx`: This package is essential for the typesetting of SI units and numbers.

`Slstyle`: Older package for the typesetting of SI units and numbers. It has an option for South African requirements. Read the documentation for the proper typesetting of units and numbers.

`numprint`: This packages typeset numbers and decimal columns in tables.

#### 1.3.2 Tables and arrays

`array`: An extended implementation of the `array` and `tabular` environments which implements options to format columns.

`longtable`: Gives non-floating multi-page tables. It includes continuation headers.

`dcolumn`: The package provides a system for defining columns of entries in an array or a table which are to be aligned on a “decimal point”.

`xcolumn`: It modifies the width of certain columns to obtain a table with required width.

`booktabs`: The package provides some additional commands to enhance the quality of tables in  $\text{\LaTeX}$ . Guidelines are given as to what constitutes a good table. The documentation gives a very good discussion on the design of publication quality tables.

### 1.3.3 Hyper links

`hyperref`: It extends the functionality of all the L<sup>A</sup>T<sub>E</sub>X cross-referencing commands (including the table of contents, bibliographies etc.) to produce hypertext links; it also provides new commands to allow the user to write ad hoc hypertext links, including those to external documents and URLs. A typical setup for hyper links (at the end of the preamble) is:

```
\iftrue
  \usepackage[options]{hyperref}%... Hyperlinks & backreferences
  %\usepackage{memhfixc} %..... Memoir fix (hyperref>6.75g autoloads it)
\else
  \usepackage{nohyperref}%..... Disable hyperlinks
  \usepackage{url}
\fi
\hypersetup{options}
```

`url` A form of `\verb` that allows line breaks at certain characters or combinations of characters, accepts reconfiguration, and can usually be used in the argument to another command. It is intended for email addresses, hypertext links, directories/paths, etc., which normally have no spaces. It is implemented by `hyperref`.

## 2 Front matter

### 2.1 Title page

The title page is inserted on the first page of a document with the command

`\TitlePage` `\TitlePage`

Depending on the selected options, the following commands are used to set the contents of the title page:

#### *Address*

`\address` `\address{<full address>}`

The address must be included in Afrikaans and English for Masters and PhD documents.

```
\address{\AorE{
  Departement Siviele Ingenieurswese,\
  Universiteit van Stellenbosch,\
  Privaatsak X1, 7602 Matieland, Suid Afrika.
}}
Department of Civil Engineering,\
University of Stellenbosch,\
Private Bag X1, 7602 Matieland, South Africa.
}}
```

#### *Author*

`\author{<short name>}{<full names>}`

Provides the author name not only for the title page, but for various other places in the document.

`\author{J.\ Smith}{John Smith}`

#### *Date*

`\date{<month>}{<year>}`

The date when the document is handed in. The arguments must be numerical, e.g.:

`\date{10}{2003}` → October 2003

#### *Degree/Subject*

`\degree`  
`\subject` `\degree{<abbr>}{<full name>}` or `\subject{<abbr>}{<full name>}`

The degree or subject names. Please refer to the yearbook for the *correct* names. The degree names must be available in Afrikaans and English.

```
\degree{\AorE{MScIng (Meg)}
        {MScEng (Mech)}}
        {\AorE{Magister in die Natuurwetenskappe in Meganiese Ingenieurswese}
        {Master of Science in Mechanical Engineering}}
```

or

```
\subject{MP 487}{Meganiese Projek 487}
```

### Description

```
\ReportDescript {text}
\ThesisDescript {text}
```

Set the description for reports.

```
\ReportDescript{Finale Verslag}
```

There is a similar command for theses and dissertations, `\ThesisDescript`, but its contents is predefined. For a master thesis it can be customized as

```
\ThesisDescript{Thesis presented in partial fulfilment of the
                requirements for the degree of\par
                \vspace{1em}
                {\bfseries Master of Science in Mechanical Engineering\par}
                \vspace{1em}
                at the University of Stellenbosch}
```

If needed the thesis type can be changed with the (predefined) command `\ThesisType`.

### Supervisor/Studyleader/Promotor

```
\studyleader {supervisor[<align>]{<name>} or \supervisor{<name> \and <name>}
\supervisor  {studyleader[<align>]{<name>} or \studyleader{<name> \and <name>}
\promotor    {promotor[<align>]{<name>} or \promotor{<name> \and <name>}}
```

The `\studyleader`, `\supervisor` and `\promotor` commands are synonyms and the output depends on the thesis type. The commands also have a starred (\*) form that stack the names of multiple supervisors. The `\and` has an optional argument, e.g.: `\and[1ex]`, for spacing in a stacked environment.

```
\supervisor{Mnr.\ D.N.J.\ Els} → Supervisor: Mnr. D.N.J. Els
```

or

```
\supervisor{Mnr.\ D.\ Els
             \and
             Dr.\ J.\ Smith} → Supervisors:
                               Mnr. D. Els Dr. J. Smith
```

or

```
\supervisor*{Mnr.\ D.\ Els
              \and[0ex]
              Dr.\ J.\ Smith} → Supervisors:
                               Mnr. D. Els
                               Dr. J. Smith
```

or for PhD and PhDfinal options

```
\promotor{%
  Prof A.H.\ Basson\[\.5ex]
  Mechanical Engineering\
  University of Stellenbosch\
\and
  Prof P.A.\ Vermeer\[\.5ex]
  Institut f\"ur Geotechnic\
  Universit\"at Stuttgart}
```

→

```
Promotors:
Prof A.H. Basson
Mechanical Engineering
University of Stellenbosch

Prof P.A. Vermeer
Institut für Geotechnic
Universität Stuttgart
```

or

```
\promotor[c]{%
  Prof A.H.\ Basson\[\.5ex]
  Mechanical Engineering\
  University of Stellenbosch\
\and
  Prof P.A.\ Vermeer\[\.5ex]
  Institut f\"ur Geotechnic\
  Universit\"at Stuttgart}
```

→

```
Promotors:
Prof A.H. Basson
Mechanical Engineering
University of Stellenbosch

Prof P.A. Vermeer
Institut für Geotechnic
Universität Stuttgart
```

Note that some supervisors may prefer the term “study leader”. This can be incorporated by adding the following to the preamble of your document:

```
\renewcommand\StudyLeaderAFR{Studieleier:}
\renewcommand\StudyLeadersAFR{Studieleiers:}
\renewcommand\StudyLeaderENG{Study leader:}
\renewcommand\StudyLeadersENG{Study leaders:}
```

### *Title*

The title of the document is inserted on the front page as well as on the abstract pages of Masters or PhD theses.

```
\title{<title text>}
```

For a normal report, a simple title is sufficient, e.g.:

```
\title{Forced granular flow}
```

For a Masters or PhD thesis, the title must make provisions for both languages.

For an English document:

```
\title{\AorE{Geforseerde Partikelvloei}\[1ex]
  \normalfont\small\itshape(‘‘Forced Granular flow’’)}
  {Forced granular flow}}
```

and for an Afrikaans document

```
\title{\AorE{Geforseerde Partikelvloei}
  {Forced granular flow}\[1ex]
  \normalfont\small\itshape(‘‘Geforseerde Partikelvloei’’)}
```

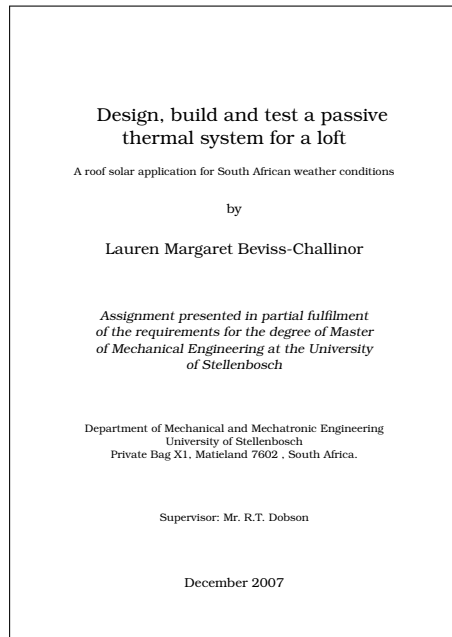


Figure 3: Title page with **masters-a** option for a masters assignment project

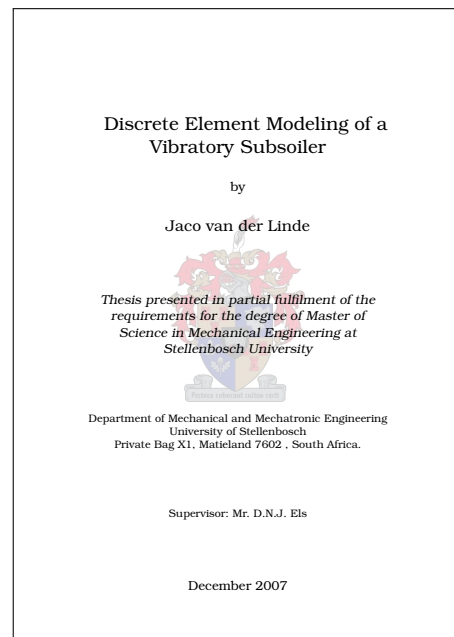


Figure 4: Title page with **master-t** option for a masters thesis

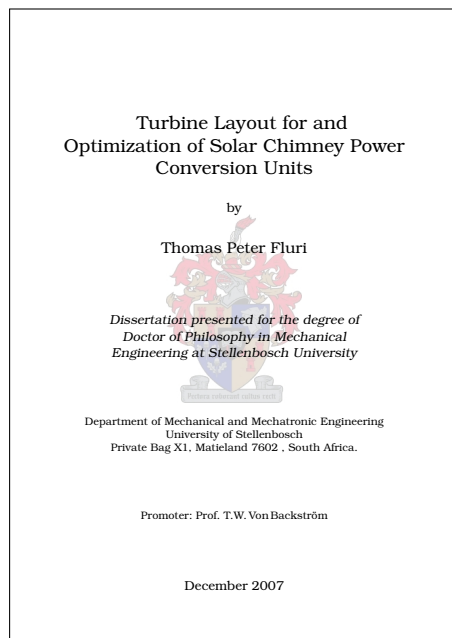


Figure 5: Title page with **PhD** option for examination

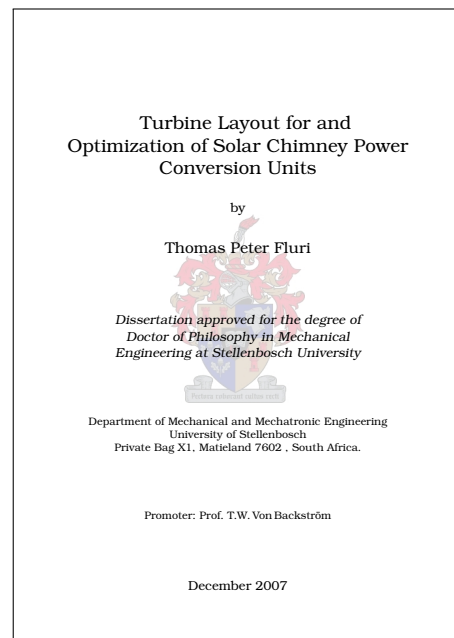


Figure 6: Title page with **PhDfinal** option for final hand in after examination






Figure 7: Title page with report option for lecturing notes




Figure 8: Title page with report option for final year mechanical project




Figure 9: Custom title page for masters thesis

The user can create his or her own title page (see figure 9), for example:

```

\thispagestyle{empty}
\vfll
{\LARGE\noindent Seakeeping control of HYSUCATs \par}
\vspace{2em}
{\large\indent by \par}
\vspace{2em}
{\Large\noindent Giovanni Sergio Milandri \par}%
\vfll\noindent
\begin{minipage}{.9\textwidth}
\large\slshape\raggedright
Thesis presented in partial fulfilment of the requirements
for the degree of Master of Science in Mechanical Engineering
at the University of Stellenbosch
\end{minipage}
\vfll
{\normalfont\noindent
Department of Mechanical Engineering\ University of Stellenbosch\
Private Bag X1, 7602 Matieland, South Africa \par}
\vfll
{\normalsize\noindent Supervisors:\ \ [1.5ex]
\begin{tabular}{@{}l@{}}
Prof J.L.\ van Niekerk & Dr G.\ Migeotte \ \ [1.5ex]
Dept of Mechanical Engineering & Unistel Technologies (Pty) Ltd\
University of Stellenbosch & University of Stellenbosch
\end{tabular}\par}
\vspace{2em}
{\large\noindent April 2006\par}%
\clearpage

```

## 2.2 Watermark

A watermark can be added to the first page of the document with the aid of the `eso-pic` package.

```

\documentclass[options]{usthesis}
:
\usepackage{eso-pic}
\newcommand*{\WaterMark}[2][0.2\paperwidth]{%
\AddToShipoutPicture*{\AtTextCenter{%
\parbox[c]{Opt}{\makebox[Opt][c]{%
\includegraphics[width=#1]{#2}}}}}}
:
\begin{document}
\frontmatter
\WaterMark{UScrest-WM}
\TitlePage
:
\end{document}

```

## 2.3 Copyright Information

The copyright information in a thesis or dissertation is compulsory from 2007. It is added to the bottom of the declaration page. The default copyright holder is the University of Stellenbosch.

The default copyright holder can be changed with:

`\SetCopyrightHolder`

```
\SetCopyrightHolder{<new copyright holder>}
```

The copyright output can be switched of with

`\SetCopyrightOff`

```
\SetCopyrightOff
```

Note that the `\CopyrightPage` command is not used any more. It is still included for backward comparability purposes, does nothing.

## 2.4 Declaration page

Every thesis and dissertation *must* include a declaration page.

`\DeclarationSign`

```
\DeclarationSign{<signature>}
```

`\DeclarationDate`

```
\DeclarationDate{<signed date>}
```

`\DeclarationPage`

```
\DeclarationPage
```

The `\DeclarationPage` command set the required text in the default language and output the copyright statement.

A signature and the signed date can be added with

```
\DeclarationSign{\includegraphics[width=2cm]{<signature file>}}% Optional
\DeclarationDate{<date>}
\DeclarationPage
```

## 2.5 Abstract

An `abstract` environment is provided that prints a page containing all the thesis information. The layout of an abstract for a report differs from that of a thesis or a dissertation. It is also important to note that theses and dissertations require an English and an Afrikaans abstract.

`abstract`

```
\begin{abstract}                               \begin{abstract}[<language>]
  Text in default language ...                 Text in <language> ...
\end{abstract}                                 \end{abstract}
```

If the traditional abstract page is preferred, then use a normal chapter

```
\chapter{Abstract}
This thesis ...
```

## 2.6 Acknowledgements, Dedications, etc.

Acknowledgements, etc. can be included in the front matter of a document after a `\chapter` command, e.g.:

```
\chapter{Acknowledgements}
I would like to express my sincere gratitude ...
```

### 3 Back Matter

#### 3.1 Bibliography/List of References

The USbib package formats bibliographies for theses and dissertations of the University of Stellenbosch. It is language sensitive and provides the correct output for both Afrikaans and English theses.

**Bibliography:** The list of all the citations in numerical order of citation, e.g.:

1. Rhodes, M. *Introduction to Particle Technology*. Wiley, New York (1998).
2. Cleary, P.W. The filling of dragline buckets. *Mathematical Engineering in Industry*, vol. 7, no. 1 (1998), pp. 1–24.

**List of References:** For author-year citations, all the citations sorted in alphabetic order, e.g.:

- Cleary, P.W. (1998). The filling of dragline buckets. *Mathematical Engineering in Industry*, vol. 7, no. 1, pp. 1–24.
- Rhodes, M. (1998). *Introduction to Particle Technology*. Wiley, New York.

The default name in the USthesis package is “Bibliography”. To change this to “List of References” (for a thesis), we have to overrule the babel setup. Make the following declarations

```
\documentclass[12pt,oneside,openany,a4paper,%... Layout
             afrikaans,english,%..... Global language drivers
             ]{memoir}
\usepackage[masters-t,a5block]{usthesis}%..... Document type
\usepackage{babel}%..... Language setup
:
\usepackage{usbib}%..... Bibliography
\bibliographystyle{usmeg-a}%..... Author-year style
\addto\captionafrikaans{\renewcommand{\bibname}{Lys van Verwysings}}
\addto\captionenglish{\renewcommand{\bibname}{List of References}}
```

References to the pages or sections of citations, can be included with the backref package. The backref package loaded as part of hyperref or on its own.:

```
\iftrue
\usepackage[backref=page]{hyperref}%... Hyperlinks & backreferences
\else
\usepackage[pageref]{backref}%..... Citation backreferences
\fi
\renewcommand*{\backrefalt}[4]{%
\ifcase #1 (Not cited.)%
\or      (Cited on page~#2.)%
\else    (Cited on pages~#2.)%
\fi}
```

An example is:

- Rhodes, M. (1998). *Introduction to Particle Technology*.  
Wiley, New York. (Cited on pages 13 and 15.)

## 4 Implementation: usthesis

The following modules are used in the implementation to direct docstrip in generating the external files:

```
cls  produce the document class usthesis.cls based on book.
mem  produce the document style usthesis.sty for use with memoir.
```

### 4.1 Identification

```
1 <*cls | mem>
2 \NeedsTeXFormat{LaTeX2e}[1999/12/01]
3 <*cls>
4 \def\US@basetype{book}
5 \ProvidesClass{usthesis}[\USfiledate\space
6                               \USfileversion\space
7                               Stellenbosh Thesis class (DNJ ELS)]
8 </cls>
9 <*mem>
10 \ProvidesPackage{usthesis}[\USfiledate\space
11                               \USfileversion\space
12                               Stellenbosh Thesis class for use with Memoir (DNJ ELS)]
13 \@ifclassloaded{memoir}%
14   {\PackageInfo{usthesis}{Stellenbosch thesis style for MEMOIR class}}%
15   {\PackageError{usthesis}{You must use the Memoir class}{}}
16 </mem>
```

### 4.2 External packages

We need the calc and ifpdf packages. ifpdf is all ready declared by memoir.

```
17 \RequirePackage{calc}
18 <*cls>
19 \RequirePackage{ifpdf}
20 </cls>
```

\phantomsection A command needed, if the hyperref package is used, for putting before certain \addcontentsline commands.

```
21 \providecommand{\phantomsection}{}%
```

We need the graphicx package and it must be loaded by the user in the document preamble.

```
22 \AtBeginDocument{%
23   \@ifpackageloaded{graphicx}{}{}%
24 <cls>   \ClassError{usthesis}{You must load the graphicx package}{}%
25 <mem>   \PackageError{usthesis}{You must load the graphicx package}{}%
26   }%
27 }
```

## 4.3 Options

### 4.3.1 Language options

#### *Utility commands:*

Utility commands and environments to make local language changes.

- `\US@AFRstr` String in the right catcode for tests against `\language`name.  
 28 `\edef\US@AFRstr{\string afrikaans}`
- `\AorE` Command `\AorE{<Afr>}{<Eng>}` to type text depending on the active language.  
 29 `\newcommand{\AorE}[2]{%`  
 30 `\ifx\US@AFRstr\language #1\else #2\fi}`
- `Afr` Makes an Afrikaans environment inside an English document.  
 31 `\newenvironment{Afr}{%`  
 32 `{\ifx\language\US@AFRstr\relax\else`  
 33 `\selectlanguage{afrikaans}}%`  
 34 `\fi}%`  
 35 `{}`
- `\US@ENGstr` Make provisions for all the different types of English. The command is reset within the options.  
 36 `\newcommand*\US@ENGstr{}`  
 37 `\let\US@ENGstr=\relax`
- `Eng` Makes an English environment inside an Afrikaans document.  
 38 `\newenvironment{Eng}{%`  
 39 `{\ifx\relax\US@ENGstr\relax\else`  
 40 `\ifx\language\US@ENGstr\relax\else`  
 41 `\edef\US@tempa{\noexpand\selectlanguage{\US@ENGstr}}%`  
 42 `\US@tempa`  
 43 `\fi`  
 44 `\fi}%`  
 45 `{}`

#### *Marker commands:*

Commands of which the contents are defined later.

- 46 `\newcommand\DegreeName{%`  
 47 `<cls> \ClassWarning{usthesis}{No degree or subject supplied}%`  
 48 `<mem> \PackageWarning{usthesis}{No degree or subject supplied}%`  
 49 `\textfb{[No degree!]}}`
- 50 `\newcommand\DegreeNameLong{%`  
 51 `<cls> \ClassWarning{usthesis}{No degree or subject supplied}%`  
 52 `<mem> \PackageWarning{usthesis}{No degree or subject supplied}%`  
 53 `\textfb{[No degree!]}}`

***Language commands:***

Declare all the language specific text in separate macros, enabling language changes with the `babel` package commands.

Predefine the language commands to prevent accidental overwrite when loaded from external files.

```

54 \newcommand*\USName{}
55 \newcommand*\AuthByTxt{}
56 \newcommand*\StudyLeaderType{}
57 \newcommand*\StudyLeadersType{}
58 \newcommand*\PromotorType{}
59 \newcommand*\PromotorsType{}
60 \newcommand*\TypeReport{}
61 \newcommand*\TypeAssignment{}
62 \newcommand*\TypeThesis{}
63 \newcommand*\TypePhD{}
64 \newcommand*\CopyrightHolder{}
65 \newcommand*\CopyrightTxt{}
66 \newcommand*\CopyrightAnot{}
67 \newcommand*\Signat{}
68 \newcommand*\Datetxt{}
69 \newcommand*\MasterDescript{}
70 \newcommand*\PhDDescript{}
71 \newcommand*\PhDFinalDescript{}
72 \newcommand*\ThesisDeclare{}
73 \newcommand*\MonthName{}
74 \newcommand*\DeclarationName{}
75 \newcommand*\AbstractName{}

```

Input all the language setting form external files

```

76 \InputIfFileExists{usthesis.afr}
77 <mem>    {\PackageInfo{usthesis}{Input file 'usthesis.afr' loaded}}
78 <mem>    {\PackageError{usthesis}{No file 'usthesis.afr'}{}}
79 <cls>    {\ClassInfo{usthesis}{Input file 'usthesis.afr' loaded}}
80 <cls>    {\ClassError{usthesis}{No file 'usthesis.afr'}{}}

81 \InputIfFileExists{usthesis.eng}
82 <mem>    {\PackageInfo{usthesis}{Input file 'usthesis.eng' loaded}}
83 <mem>    {\PackageError{usthesis}{No file 'usthesis.eng'}{}}
84 <cls>    {\ClassInfo{usthesis}{Input file 'usthesis.eng' loaded}}
85 <cls>    {\ClassError{usthesis}{No file 'usthesis.eng'}{}}

```

Set English as default if no language option is selected.

```

86 \USextrasenglish
87 \UScaptionsenglish

```

***Set language options***

`\US@addto` A redefinition of the `babel \addto` command (taken from `varioref`).

```

88 \def\US@addto#1#2{%
89   #2%
90   \@temptokena{#2}%
91   \ifx#1\relax
92     \let#1\@empty

```

```

93 \fi
94 \ifx#1\undefined
95   \edef#1{\the\@temptokena}%
96 \else
97   \toks@\expandafter{#1}%
98   \edef#1{\the\toks@\the\@temptokena}%
99 \fi
100 \@temptokena{\toks@\@temptokena}

```

`\US@addlangextras` Add the language definitions to `\extras⟨lang⟩` and `\captions⟨lang⟩` at the beginning of the document after `babel`.

```

\US@addlangcaptions
101 \newcommand\US@addlangextras[2]{%
102   \AtBeginDocument{%
103     \expandafter\US@addto\csname extras#1\endcsname #2}}
104 \newcommand\US@addlangcaptions[2]{%
105   \AtBeginDocument{%
106     \expandafter\US@addto\csname captions#1\endcsname #2}}

```

Set all the different English language options.

```

107 \DeclareOption{english}{%
108   \edef\US@ENGstr{\string english}%
109   \US@addlangextras{english}{\USextrasenglish}%
110   \US@addlangcaptions{english}{\UScaptionsenglish}}
111 \DeclareOption{UKenglish}{%
112   \edef\US@ENGstr{\string UKenglish}%
113   \US@addlangextras{UKenglish}{\USextrasenglish}%
114   \US@addlangcaptions{UKenglish}{\UScaptionsenglish}}
115 \DeclareOption{USenglish}{%
116   \edef\US@ENGstr{\string USenglish}%
117   \US@addlangextras{USenglish}{\USextrasenglish}%
118   \US@addlangcaptions{USenglish}{\UScaptionsenglish}}
119 \DeclareOption{british}{%
120   \edef\US@ENGstr{\string british}%
121   \US@addlangextras{british}{\USextrasenglish}%
122   \US@addlangcaptions{british}{\UScaptionsenglish}}

```

Set Afrikaans language option.

```

123 \DeclareOption{afrikaans}{%
124   \US@addlangextras{afrikaans}{\USextrasafrikaans}%
125   \US@addlangcaptions{afrikaans}{\UScaptionsafrikaans}}

```

### 4.3.2 Thesis type options

`\if@Report` Flag for report option.

```

126 \newif\if@Report
127 \@Reporttrue

```

`\if@Masters` Flag for master-a and master-t options.

```

128 \newif\if@Masters
129 \@Mastersfalse

```

`\if@PhD` Flag for PhD and PhDfinal options.

```

130 \newif\if@PhD
131 \@PhDfalse

```



```

\if@Final Flag for PhDfinal option.
132 \newif\if@Final
133 \@Finalfalse

\ThesisType Global headings that are set according to the thesis type options.
\PromotorText 134 \newcommand{\ThesisType}{}
\PromotorsText 135 \newcommand{\PromotorText}{}
136 \newcommand{\PromotorsText}{}

report: For normal reports an assignments.
137 \DeclareOption{report}{%
138   \renewcommand{\ThesisType}{\TypeReport}%
139   \renewcommand{\PromotorText}{\StudyLeaderType}
140   \renewcommand{\PromotorsText}{\StudyLeadersType}
141   \@Reporttrue
142   \@Mastersfalse
143   \@PhDfalse}

masters-a: Masters with and assignment.
144 \DeclareOption{masters-a}{%
145   \renewcommand{\ThesisType}{\TypeAssignment}%
146   \renewcommand{\PromotorText}{\StudyLeaderType}
147   \renewcommand{\PromotorsText}{\StudyLeadersType}
148   \@Reportfalse
149   \@Masterstrue
150   \@PhDfalse}

masters-t: Masters with a thesis.
151 \DeclareOption{masters-t}{%
152   \renewcommand{\ThesisType}{\TypeThesis}%
153   \renewcommand{\PromotorText}{\StudyLeaderType}%
154   \renewcommand{\PromotorsText}{\StudyLeadersType}%
155   \@Reportfalse
156   \@Masterstrue
157   \@PhDfalse}

PhD: PhD dissertation handed in for examination.
158 \DeclareOption{PhD}{%
159   \renewcommand{\ThesisType}{\TypePhD}%
160   \renewcommand{\PromotorText}{\PromotorType}%
161   \renewcommand{\PromotorsText}{\PromotorsType}%
162   \@Reportfalse
163   \@Mastersfalse
164   \@PhDtrue
165   \@Finalfalse}

PhDfinal: Excepted PhD dissertation handed in for publication.
166 \DeclareOption{PhDfinal}{%
167   \renewcommand{\ThesisType}{\TypePhD}%
168   \renewcommand{\PromotorText}{\PromotorType}%
169   \renewcommand{\PromotorsText}{\PromotorsType}%
170   \@Reportfalse
171   \@Mastersfalse
172   \@PhDtrue
173   \@Finaltrue}

```

### 4.3.3 Page layout options

Intercept 2-column requests.

```
174 <*cls>
175 \DeclareOption{twocolumn}{ }
176 </cls>
```

\if@ABlock Flags for a5block, goldenblock and wideblock options.

```
\if@GBlock 177 \newif\if@ABlock
\if@WBlock 178 \newif\if@GBlock
179 \newif\if@WBlock
180 \@ABlockfalse
181 \@GBlockfalse
182 \@WBlockfalse
```

a5block: An A5 type block area.

```
183 \DeclareOption{a5block}{%
184 <cls> \PassOptionsToClass{a4paper}{\US@basetype}%
185 \@ABlocktrue
186 \@GBlockfalse
187 \@WBlockfalse}
```

goldenblock: A golden section type block area.

```
188 \DeclareOption{goldenblock}{%
189 <cls> \PassOptionsToClass{a4paper}{\US@basetype}%
190 \@GBlocktrue
191 \@ABlockfalse
192 \@WBlockfalse}
```

wideblock: A type block with 25 mm margins.

```
193 \DeclareOption{wideblock}{%
194 <cls> \PassOptionsToClass{a4paper}{\US@basetype}%
195 \@GBlockfalse
196 \@ABlockfalse
197 \@WBlocktrue}
```

stdblock: Standard L<sup>A</sup>T<sub>E</sub>X type block area.

```
198 \DeclareOption{stdblock}{%
199 \@GBlockfalse
200 \@ABlockfalse
201 \@WBlockfalse}
```

### 4.3.4 Process package options

```
202 <cls> \DeclareOption*{\PassOptionsToClass{\CurrentOption}{\US@basetype}}
203 \ExecuteOptions{report}
204 \ProcessOptions* \relax
205 <cls> \LoadClass[oneside,openany]{\US@basetype}
```

## 4.4 Temporaries

```
206 \newlength{\US@tdima}
207 \newlength{\US@tdimb}
208 \newsavebox{\US@tboxa}
209 \newcounter{\US@tcnta}
210 \newcounter{\US@tcntb}
```

## 4.5 Page layout

`\FixVertParams` Reset all the vertical parameters for a page layout. Note that memoir has its own setup.

```

211 <*cls>
212 \newcommand\FixVertParams[1]{%
213     \normalsize
214     \setlength\US@tdima{\textheight-\topskip}%
215     \setcounter{US@tcnta}{\US@tdima}
216     \setcounter{US@tcntb}{\baselineskip}
217     \setcounter{US@tcnta}{\value{US@tcnta}/\value{US@tcntb}}
218     \setlength\textheight{\baselineskip*\value{US@tcnta}+\topskip}%
219     \setlength\US@tdima{\paperheight-\textheight}%
220     \setlength\topmargin{#1\US@tdima-\headheight-\headsep-1in}%
221     \@settopoint\topmargin}
222 </cls>

```

`\FixHorizParams` Reset all the horizontal parameters for a page layout. Note that memoir has its own setup.

```

223 <*cls>
224 \newcommand\FixHorizParams[1]{%
225     \@settopoint\textwidth
226     \setlength\US@tdima{\paperwidth-\textwidth}%
227     \if@twoside
228         \setlength\oddsidemargin{#1\US@tdima-1in}%
229     \else
230         \setlength\oddsidemargin{.5\US@tdima-1in}%
231     \fi
232     \@settopoint\oddsidemargin
233     \setlength\evensidemargin{\US@tdima-\oddsidemargin-2in}%
234     \@settopoint\evensidemargin
235     \setlength\marginparwidth{\evensidemargin+1in-\marginparsep-1cm}%
236     \@settopoint\marginparwidth}
237 </cls>

```

### 4.5.1 A5 type block area

```

238 <*cls>
239 \if@ABlock
240     \setlength\paperheight {297.3mm}
241     \setlength\paperwidth  {210.2mm} % A4 paper
242     \setlength\textwidth   {.5\paperheight}
243     \setlength\textheight  {\paperwidth}
244     \setlength\marginparsep {7\p@}
245     \setlength\marginparpush{7\p@}
246     \FixVertParams{0.375}
247     %\FixHorizParams{0.375}
248     \FixHorizParams{0.5}% Changed in v3.0
249     \ifpdf
250         \setlength\pdfpagewidth{\paperwidth}
251         \setlength\pdfpageheight{\paperheight}
252     \fi
253 \fi
254 </cls>

```

```

255 (*mem)
256 \if@ABlock
257   \setstocksize{297.3mm}{210.2mm}% A4 paper
258   \settrimmedsize{\stockheight}{\stockwidth}{*}
259   \settypeblocksize{\paperwidth}
260     {.5\paperheight}{*}% A5 text block
261   \setulmargins{*}{*}{1.666667} % 5:3
262   \if@twoside
263     %\setlrmargins{*}{*}{1.666667} % 5:3
264     \setlrmargins{*}{*}{1.000000} % 1:1 Changed in v3.0
265   \else
266     \setlrmargins{*}{*}{1.000000} % 1:1
267   \fi
268   \checkandfixthelayout
269   \setlength{\headwidth}{\textwidth}
270 \fi
271 </mem>

```

#### 4.5.2 Golden section type block area

```

272 (*cls)
273 \if@GBlock
274   \setlength\paperheight {297.3mm}
275   \setlength\paperwidth  {210.2mm} % A4 paper
276   \setlength\textheight  {0.747547\paperheight}
277   \setlength\textwidth   {0.666667\paperwidth}
278   \setlength\marginparsep {7\p@}
279   \setlength\marginparpush {7\p@}
280   \FixVertParams{0.375}
281   %\FixHorizParams{0.375}
282   \FixHorizParams{0.5}% Changed in v3.0
283   \ifpdf
284     \setlength\pdfpagewidth{\paperwidth}
285     \setlength\pdfpageheight{\paperheight}
286   \fi
287 \fi
288 </cls>
289 (*mem)
290 \if@GBlock
291   \setstocksize{297.3mm}{210.2mm}
292   \settrimmedsize{\stockheight}{\stockwidth}{*}
293   \settypeblocksize{0.747547\paperheight}
294     {0.666667\paperwidth}{*}% Golden ratio block
295   \setulmargins{*}{*}{1.666667} % 5:3
296   \if@twoside
297     %\setlrmargins{*}{*}{1.666667} % 5:3
298     \setlrmargins{*}{*}{1.000000} % 1:1 Changed in v3.0
299   \else
300     \setlrmargins{*}{*}{1.000000} % 1:1
301   \fi
302   \checkandfixthelayout
303   \setlength{\headwidth}{\textwidth}
304 \fi
305 </mem>

```

### 4.5.3 Wide type block area

```

306 <*cls>
307 \if@WBlock
308   \setlength\paperheight {297.3mm}
309   \setlength\paperwidth  {210.2mm} % A4 paper
310   \setlength\textheight  {\paperheight-50mm}
311   \setlength\textwidth   {\paperwidth-50mm}
312   \setlength\marginparsep {7\p@}
313   \setlength\marginparpush{7\p@}
314   \FixVertParams{0.5}
315   \FixHorizParams{0.5}
316   \ifpdf
317     \setlength\pdfpagewidth{\paperwidth}
318     \setlength\pdfpageheight{\paperheight}
319   \fi
320 \fi
321 </cls>

322 <*mem>
323 \if@WBlock
324   \setstocksize{297.3mm}{210.2mm}
325   \settrimmedsize{\stockheight}{\stockwidth}{*}
326   \setlrmarginsandblock{25mm}{25mm}{*}
327   \setulmarginsandblock{25mm}{25mm}{*}
328   \checkandfixthelayout
329   \setlength\headwidth{\textwidth}
330 \fi
331 </mem>

```

### 4.6 Utility commands

`\US@ifempt` Test for a empty argument (Wilson, Arseneau in ifmtarg)

```

332 \begingroup
333   \catcode'\Q=3
334   \long\gdef\US@ifempt#1{\US@xifempt#1QQ\@secondoftwo\@firstoftwo\@nil}
335   \long\gdef\US@xifempt#1#2Q#3#4#5\@nil{#4}
336 \endgroup

```

`US@adjustwidth` Adjust the width of a paragraph. It differs from the memoir environment `AdjustWidth` in that all top and bottom spaces are removed.

```

337 \newenvironment{US@adjustwidth}[2]{%
338   \begin{list}{}{%
339     \setlength{\topsep}{0pt}%
340     \setlength{\partopsep}{0pt}%
341     \setlength{\leftmargin}{#1}%
342     \setlength{\rightmargin}{#2}%
343     \setlength{\listparindent}{\parindent}%
344     \setlength{\itemindent}{\parindent}%
345     \setlength{\parsep}{\parskip}%
346   }%
347   \item[]{\end{list}}

```

`SetMargins` Adjust the margins of a paragraph. The parameter `#1` and `#2` are the left and right margins of the paragraph.

```

348 \newenvironment{SetMargins}[2]%
349   {\setlength{\US@tdima}{-1in-\hoffset-\oddsidemargin}%
350    \setlength{\US@tdimb}{-\US@tdima}%
351    \addtolength{\US@tdima}{#1}%
352    \addtolength{\US@tdimb}{-\paperwidth+\textwidth+#2}%
353    \begin{US@adjustwidth}{\US@tdima}{\US@tdimb}%
354   }%
355   {\end{US@adjustwidth}}

```

## 4.7 Front pages

### 4.7.1 Title page

`US@titlepage` Make a single column empty page with predefined margins

```

\begin{US@titlepage}{\top}{\bottom}{\left}{\right}
  \langle title page \rangle
\end{US@titlepage}

356 \newenvironment{US@titlepage}[4]
357   {\cleardoublepage
358    \if@twocolumn
359     \@restonecoltrue\onecolumn
360    \else
361     \@restonecolfalse\newpage
362    \fi
363    \thispagestyle{empty}%
364    \setcounter{page}\@ne

    Set the top margin by moving the starting point up.

365    \setlength{\US@tdima}{1in+\voffset+\topmargin+\headheight+\headsep+\topskip}%
366    \setlength{\US@tdimb}{#1 -\US@tdima}%
367    \vspace*{\US@tdimb}%

    Set the bottom margin by enlarging the page

368    \addtolength{\US@tdima}{\textheight-\paperheight-\topskip}%
369    \addtolength{\US@tdima}{#2}%
370    \enlargethispage{-\US@tdima}%

    Set the left and right margins by putting the contents in a list environ-
    ment with widened margins.

371    \setlength{\US@tdima}{-1in-\hoffset-\oddsidemargin}%
372    \setlength{\US@tdimb}{-\US@tdima}%
373    \addtolength{\US@tdima}{#3}%
374    \addtolength{\US@tdimb}{-\paperwidth+\textwidth+#4}%
375    \begin{US@adjustwidth}{\US@tdima}{\US@tdimb}%
376   }%
377   {\end{US@adjustwidth}}%
378   \if@restonecol\twocolumn \else \newpage \fi
379   \if@twoside\else
380     \setcounter{page}\@ne
381   \fi}

    Undefine the standard title page.

382 \let\maketitle\relax

```

*The title page*

`\TitlePage` The `\TitlePage` command set the full front page for the US theses and reports. All margins, spacing and font sizes must be set inside this command.

```

383 \newcommand{\TitlePage}{%
384   \begingroup
385     \let\footnote\relax
386     \begin{US@titlepage}{2cm}{2.5cm}{2.5cm}{2.5cm}%
387       \centering
388       \if@Report
389         \includegraphics[width=100mm]{USlogo-top}\par
390       \else
391         %\includegraphics[width=88mm]{UScrest-top}\par
392       \fi
393       \vfill
394       {\LARGE \@title \par}
395       \vspace{2em}
396       \if@Authorpresent
397         {\large \AuthByTxt\par}
398         \vspace{2em}
399         {\Large
400           \lineskip .75em\relax%
401           \begin{tabular}[t]{c}%
402             \US@authorlong
403           \end{tabular}\par}%
404         \vfill
405       \fi
406       \if@Report\if@Subjectpresent
407         {\large\DegreeNameLong\par}
408         \vfill
409       \fi\fi
410       {\large\slshape
411         \begin{US@adjustwidth}{1.5cm}{1.5cm}
412           \centering\US@ThesisDescript
413         \end{US@adjustwidth}\par}
414       \vfill
415       {\US@address\par}
416       \vfill
417       {\normalsize \US@promotorset \par}
418       \vfill
419       {\large \US@date\par}%
420     \end{US@titlepage}%
421   \endgroup
422   \global\let\TitlePage\relax
423   \setcounter{footnote}{0}%
424   \global\let\thanks\relax
425   \global\let\@thanks\@empty
426 %   \global\let\and\relax
427 }

```

*Author block*

```

428 \newif\if@Authorpresent
429 \@Authorpresentfalse

```

```

430 \renewcommand\author[2]{%
431   \@Authorpresenttrue%
432   \gdef\US@author{#1}%
433   \gdef\US@authorlong{#2}}

434 \newcommand\US@author{%
435 <cls> \ClassWarning{usthesis}{No author supplied}%
436 <mem> \PackageWarning{usthesis}{No author supplied}%
437   }

438 \newcommand\US@authorlong{%
439 <cls> \ClassWarning{usthesis}{No author supplied}%
440 <mem> \PackageWarning{usthesis}{No author supplied}%
441   }

```

*Thesis or report description*

```
442 \newcommand{\US@ThesisDescript}{}
```

`\ThesisDescript`

```

443 \newcommand\ThesisDescript[1]{%
444   \long\gdef\US@ThesisDescript{#1}}

445 \let\ReportDescript=\ThesisDescript

446 \if@Masters
447   \ThesisDescript{\MasterDescript}
448 \fi

449 \if@PhD
450   \if@Final
451     \ThesisDescript{\PhDFinalDescript}
452   \else
453     \ThesisDescript{\PhDDescript}%
454   \fi
455 \fi

```

*Degree or subject*

`\if@Subjectpresent`

```

456 \newif\if@Subjectpresent
457 \@Subjectpresentfalse

```

See beginning of class for `\DegreeName` and `\DegreeNameLong`.

```

458 \newcommand\degree[2]{%
459   \@Subjectpresenttrue
460   \gdef\DegreeName{#1}%
461   \gdef\DegreeNameLong{#2}}

462 \let\subject=\degree

```

*Address*

```

463 \newcommand\address[1]{\gdef\US@address{#1}}
464 \let\address\address % backward compatibility :-)

465 \newcommand\US@address{%
466 <cls> \ClassWarning{usthesis}{No institutional address supplied}}

```



```
467 <mem> \PackageWarning{usthesis}{No institutional address supplied}}
```

*Promotor or study leader*

```
\if@Promotorpresent
```

```
468 \newif\if@Promotorpresent
469 \@Promotorpresentfalse

470 \newif\ifUS@multprm\US@multprmfalse
471 \newif\ifUS@prmstacked\US@prmstackedfalse

472 \newcommand\US@promotor{}
473 \newcommand*\US@prmalign{1}
474 \newcommand*\US@prmnewline{~}
```

```
\promotor
```

```
475 \newcommand{\promotor}{%
476   \@ifstar{\US@prmstackedtrue\@promotor}%
477   {\US@prmstackedfalse\@promotor}}

478 \newcommand{\@promotor}[2][1]{%
479   \US@ifempt{#2}{\@Promotorpresenttrue}%
480   \renewcommand*\US@prmalign{#1}%
481   \renewcommand\US@promotor{#2}}

482 \newcommand{\US@promotorset}{%
483   \if@Promotorpresent
484     \edef\US@beginTab{%
485       \noexpand\begin{tabular}[t]{@{}US@prmalign @{}}}%
486     \edef\US@endTab{%
487       \noexpand\end{tabular}}%
488     \sbox{\US@tboxa}{%
489       \let\and\US@prm@and%
490       \US@beginTab%
491       \US@promotor%
492       \US@endTab}%
493     \ifUS@prmstacked
494       \makebox[\wd\US@tboxa][\US@prmalign]{%
495         \ifUS@multprm\PromotorsText\else\PromotorText\fi}\\[1ex]%
496       \usebox{\US@tboxa}%
497     \else
498       \ifUS@multprm\PromotorsText\else\PromotorText\fi
499       \US@prmnewline%
500       \usebox{\US@tboxa}%
501     \fi
502   \fi
503   }

504 \newcommand*\US@prm@and}[1][2ex]{%
505   \gdef\US@prmnewline{\\[2ex]}%
506   \global\US@multprmtrue%
507   \ifUS@prmstacked
508     \#[1]%
509   \else
510     \US@endTab
511     \hskip 1em \@plus.17fil\relax
512     \US@beginTab
```

```

513     \fi
514     \ignorespaces}

515 \let\studyleader\promotor
516 \let\supervisor\promotor

```

### *Date*

```

517 \newcount\US@month
518 \newcount\US@year

519 \US@month=0
520 \US@year=\number\year
521 \def\US@date{\MonthName{\US@month}\ \number\US@year}

522 \newcommand{\setdate}[2]{%
523   \US@ifempt{#1}{\US@month=0}{\US@month=#1}%
524   \US@year=#2
525   \gdef\US@date{\MonthName{\US@month}\ \number\US@year}}

```

### 4.7.2 Copyright page

From 2007 the copyright declaration must be at the bottom of the declaration page.

`\CopyrightPage`

```

526 \newcommand\CopyrightPage[1][\CopyrightHolder]{%
527   %\clearpage
528   %\thispagestyle{empty}
529   %\mbox{}\par\vfill
530   %\begin{center}
531   %   \CopyrightTxt\ \copyright\ \number\US@year\ #1\
532   %   \CopyrightAnot
533   %\end{center}
534   %\vfill\mbox{}\par
535   %\clearpage
536   }

```

`\SetCopyrightHolder` Macro to change the default copyright holder.

```

537 \newcommand\SetCopyrightHolder[1]{%
538   \renewcommand\CopyrightHolder{#1}}

```

`\SetCopyrightOff` Switch copyright output off.

```

539 \newif\ifUS@Copyright
540 \US@Copyrighttrue
541 \newcommand\SetCopyrightOff{%
542   \US@Copyrightfalse}

```

### 4.7.3 Declaration page

`\DeclarationSign` Optional commands to insert a signature and a signed date on declaration page.

```

\DeclarationDate
543 \let\US@DeclSign\@empty
544 \let\US@DeclDate\@empty
545 \newcommand{\DeclarationSign}[1]{\renewcommand\US@DeclSign{#1}}
546 \newcommand{\DeclarationDate}[1]{\renewcommand\US@DeclDate{#1}}

```

```

547 \newcommand\US@putdeclsign{%
548   \ifx\US@DeclSign\@empty\relax\else
549     \vspace{0.5cm}
550     \noindent
551     \begin{minipage}{.5\textwidth}
552       \noindent
553       \phantom{\Signat:}\hfill\US@DeclSign\hfill\mbox{\}\[-.5\baselineskip]
554       \Signat:\dotfill\mbox{\}\
555       \phantom{\Signat:}\hfill\makebox[Opt][c]{\US@author}\hfill\mbox{\}
556     \end{minipage}
557     \par
558   \fi}

559 \newcommand\US@putdecldate{%
560   \vspace{1cm}
561   \noindent
562   \begin{minipage}{.5\textwidth}
563     \noindent
564     \ifx\US@DeclDate\@empty\relax\else
565       \phantom{\Signat:}\hfill\makebox[Opt][c]{\US@DeclDate}\hfill\mbox{\}\[-.5\baselineskip]
566     \fi
567     \Datetxt:\dotfill\mbox{\}\par
568   \end{minipage}
569   \par}

```

`\DeclarationPage` Set up the declaration page. The `\ThesisDeclare[<declaration>]` command has an optional argument to set a different declaration.

```

570 \newcommand{\DeclarationPage}[1][\ThesisDeclare]{%
571   \if@twocolumn
572     \@restonecoltrue\onecolumn
573   \else
574     \@restonecolfalse
575   \fi
576   \par
577   \thispagestyle{plain}%
578   \chapter*{\DeclarationName}%
579   \declaremark
580   \phantomsection
581   \addcontentsline{toc}{chapter}{\DeclarationName}%
582   #1\par
583   \US@putdeclsign
584   \US@putdecldate
585   \ifUS@Copyright
586     \mbox{\}\par
587     \vfill
588     \vfill
589     \noindent\CopyrightTxt\ \copyright\ \number\US@year\ \CopyrightHolder\
590     \noindent\CopyrightAnot
591     \vfill
592     \mbox{\}\par
593   \fi
594   \if@restonecol\twocolumn\fi}

```

#### 4.7.4 Abstract page

**abstract** Provides the environment

```
\begin{abstract}[\lang]
  <abstract text>
\end{abstract}
```

to typeset the abstract. A different language can be selected with the optional argument to the environment.

```
595 <cls>\newenvironment{abstract}[1][\languagename]%
596 <mem>\renewenvironment{abstract}[1][\languagename]%
597   {\edef\@tempa{\expandafter\string #1}%
598    \ifx\@tempa\languagename\relax\else
599     \edef\@tempa{\noexpand\selectlanguage{#1}}\@tempa%
600    \fi
601   \if@twocolumn
602     \@restonecoltrue\onecolumn
603   \else
604     \@restonecolfalse
605   \fi
606   \par
607   \chapter*{\AbstractName}%
608   \abstractmark
609   \phantomsection
610   \addcontentsline{toc}{chapter}{\AbstractName}%
611   \if@Report\else
612     \begin{center}
613       {\large\bfseries \@title \par}
614       \medskip
615       {\lineskip .75em\relax%
616        \begin{tabular}[t]{@{}c@{}}%
617         \US@author
618         \end{tabular}\par}
619       \smallskip
620       {\small\itshape\US@address\par}
621       \smallskip
622       {\ThesisType: \DegreeName\par}
623       \smallskip
624       {\US@date\par}
625     \end{center}
626   \fi
627   \if@restonecol\twocolumn\fi%
628   }{}
```

#### 4.7.5 Table of contents

```
629 <*cls>
630 \renewcommand\tableofcontents{%
631   \if@twocolumn
632     \@restonecoltrue\onecolumn
633   \else
634     \@restonecolfalse
635   \fi
636   \chapter*{\contentsname}%
```

```

637 \tocmark
638 \phantomsection
639 \addcontentsline{toc}{chapter}{\contentsname}%
640 \@starttoc{toc}%
641 \if@restonecol\twocolumn\fi}
642 </cls>

```

#### 4.7.6 List of figures

```

643 <*cls>
644 \renewcommand\listoffigures{%
645   \if@twocolumn
646     \@restonecoltrue\onecolumn
647   \else
648     \@restonecolfalse
649   \fi
650   \chapter*{\listfigurename}%
651   \lofmark
652   \phantomsection
653   \addcontentsline{toc}{chapter}{\listfigurename}%
654   \@starttoc{lof}%
655   \if@restonecol\twocolumn\fi
656 }
657 \renewcommand*\l@figure{\@dottedtocline{1}{0em}{3em}}
658 </cls>

```

#### 4.7.7 List of tables

```

659 <*cls>
660 \renewcommand\listoftables{%
661   \if@twocolumn
662     \@restonecoltrue\onecolumn
663   \else
664     \@restonecolfalse
665   \fi
666   \chapter*{\listtablename}%
667   \lotmark
668   \phantomsection
669   \addcontentsline{toc}{chapter}{\listtablename}%
670   \@starttoc{lot}%
671   \if@restonecol\twocolumn\fi}
672 \let\l@table\l@figure
673 </cls>

```

### 4.8 Back matter

#### 4.8.1 Bibliography

`\bibsection` `natbib` uses the `\bibsection` command. We change the `thebibliography` to use it also.

```

674 <*cls>
675 \providecommand\bibsection{}%
676 \AtBeginDocument{%
677   \renewcommand{\bibsection}{%
678     \chapter*{\bibname}%
679     \bibmark

```

```

680     \phantomsection
681     \addcontentsline{toc}{chapter}{\bibname}}%
682   }
683 </cls>

```

**thebibliography** The environment is a mixture of code from book.cls and natbib

```

684 <*cls>
685 \renewenvironment{thebibliography}[1]{%
686   \bibsection
687   \parindent \z@
688   \bibpreamble
689   \bibfont
690   \list{\@biblabel{\@arabic\c@enumiv}}%
691         {\settowidth\labelwidth{\@biblabel{#1}}%
692          \leftmargin\labelwidth
693          \advance\leftmargin\labelsep
694          \@openbib@code
695          \usecounter{enumiv}%
696          \let\p@enumiv\@empty
697          \renewcommand\theenumiv{\@arabic\c@enumiv}}}%
698   \sloppy
699   \clubpenalty4000
700   \@clubpenalty \clubpenalty
701   \widowpenalty4000%
702   \sfcode\.\@m}
703   {\def\@noitemerr%
704     {\@latex@warning{Empty thebibliography environment}}}%
705   \endlist
706   \vskip-\lastskip}
707 </cls>

```

**\bibfont** Command to change font sizes.

**\bibpreamble** The user can add stuff before the bibliography.

```

708 <*cls>
709 \let\bibfont\relax
710 \let\bibpreamble\relax
711 </cls>

```

**\setbiblabel** A user command to change the bib label format .

```

712 <*cls>
713 \newcommand*\setbiblabel[1]{%
714   \renewcommand*\@biblabel[1]{#1}}
715 \setbiblabel{#1}\hfill}
716 </cls>

```

#### 4.8.2 Index

**theindex**

```

717 <*cls>
718 \renewenvironment{theindex}
719   {\if@twocolumn
720     \@restonecolfalse
721     \else

```

```

722     \@restonecoltrue
723     \fi
724     \columnseprule \z@
725     \columnsep 35\p@
726     \twocolumn[\@makeschapterhead{\indexname}]%
727     \indexmark
728     \phantomsection
729     \addcontentsline{toc}{chapter}{\indexname}
730     \thispagestyle{plain}
731     \parindent\z@
732     \parskip\z@ \@plus .3\p@\relax
733     \let\item\@idxitem}
734 { \if@restonecol
735     \onecolumn
736     \else
737     \clearpage
738     \fi}
739 </cls>

```

## 4.9 Page markup

### 4.9.1 Headers and footers

`\US@headfont` Font for running headers.

`\US@numfont` Font for running header numbers.

```

740 \newcommand*\US@headfont[1]{\slshape\small#1}
741 \newcommand*\US@numfont[1]{\normalsize\bfseries#1}

```

Define the `usthesis` page style The setup for headers and footers differs between the normal book class and memoir, therefor we split them up.

*Headers for normal book class*

```

742 (*cls)
743 \if@twoside
744     \def\ps@usthesis{%
745         \def\@evenhead{\US@numfont{\thepage}\hfil\US@headfont{\leftmark}}%
746         \def\@oddhead{\US@headfont{\rightmark}\hfil\US@numfont{\thepage}}%
747         \let\@oddfoot\@empty
748         \let\@evenfoot\@empty
749         \let\@mkboth\markboth
750         \def\chaptermark##1{%
751             \markboth{\MakeUppercase{
752                 \ifnum \c@secnumdepth >\m@ne
753                     \if@mainmatter
754                         \@chapapp\ thechapter. \ %
755                     \fi
756                 \fi
757             }##1}}}%
758         \def\sectionmark##1{%
759             \markright{\MakeUppercase{
760                 \ifnum \c@secnumdepth > \z@
761                     \thesection. \ %
762                 \fi

```

```

763     ##1}}}%
764     \def\declaremark{\markboth{\MakeUppercase{\DeclarationName}}{}}}%
765     \def\abstractmark{\markboth{\MakeUppercase{\AbstractName}}{}}}%
766     \def\tocmark{\markboth{\MakeUppercase{\contentsname}}{}}}%
767     \def\lofmark{\markboth{\MakeUppercase{\listfigurename}}{}}}%
768     \def\lotmark{\markboth{\MakeUppercase{\listtablename}}{}}}%
769     \def\bibmark{\markboth{\MakeUppercase{\bibname}}{}}}%
770     \def\indexmark{\markboth{\MakeUppercase{\indexname}}{}}}%
771     }
772 \else
773     \def\ps@usthesis{%
774         \def\@oddhead{\US@headfnt{\rightmark}\hfil\US@numfnt{\thepage}}%
775         \let\@oddfoot\@empty
776         \let\@mkboth\markboth
777         \def\chaptermark##1{%
778             \markright{\MakeUppercase{%
779                 \ifnum \c@secnumdepth >\m@ne
780                     \if@mainmatter
781                         \@chapapp\ thechapter. \ %
782                     \fi
783                 \fi
784                 ##1}}}%
785         \def\declaremark{\markright{\MakeUppercase{\DeclarationName}}}%
786         \def\abstractmark{\markright{\MakeUppercase{\AbstractName}}}%
787         \def\tocmark{\markright{\MakeUppercase{\contentsname}}}%
788         \def\lofmark{\markright{\MakeUppercase{\listfigurename}}}%
789         \def\lotmark{\markright{\MakeUppercase{\listtablename}}}%
790         \def\bibmark{\markright{\MakeUppercase{\bibname}}}%
791         \def\indexmark{\markright{\MakeUppercase{\indexname}}}%
792         }
793 \fi

Redefine the plain page style.
794 \def\ps@plain{%
795     \let\@mkboth\@gobbletwo
796     \let\@oddhead\@empty
797     \let\@evenhead\@empty
798     \def\@oddfoot{\reset@font\hfil\US@numfnt{\thepage}\hfil}%
799     \let\@evenfoot\@oddfoot
800     }
801 \</cls>

```

*Headers for use with memoir class*

```

802 (*mem)
803 \makepagestyle{usthesis}
804 \setlength{\headwidth}{\textwidth}
805 \makerunningwidth{usthesis}{\headwidth}
806 \makeheadposition{usthesis}{flushright}{flushleft}{flushright}{flushleft}
807 \if@twoside
808     \makepsmarks{usthesis}{%
809         \let\@mkboth\markboth
810         \def\chaptermark##1{%
811             \markboth{\MakeUppercase{%
812                 \ifnum \c@secnumdepth >\m@ne

```



```

813         \if@mainmatter
814         \@chapapp\ \thechapter. \ %
815         \fi
816         \fi
817         ##1}}{}}%
818     \def\sectionmark##1{%
819         \markright{\MakeUppercase{%
820             \ifnum \c@secnumdepth > \z@
821                 \thesection. \ %
822             \fi
823             ##1}}{}}%
824     \def\declaremark{\markboth{\MakeUppercase{\DeclarationName}}{}}%
825     \def\abstractmark{\markboth{\MakeUppercase{\AbstractName}}{}}%
826     \def\toctocmark{\markboth{\MakeUppercase{\contentsname}}{}}%
827     \def\lofmark{\markboth{\MakeUppercase{\listfigurename}}{}}%
828     \def\lotmark{\markboth{\MakeUppercase{\listtablename}}{}}%
829     \def\bibmark{\markboth{\MakeUppercase{\bibname}}{}}%
830     \def\indexmark{\markboth{\MakeUppercase{\indexname}}{}}%
831 }
832 \makeevenhead{usthesis}{\US@numfnt{\thepage}}{\US@headfnt{\leftmark}}
833 \makeoddhead{usthesis}{\US@headfnt{\rightmark}}{\US@numfnt{\thepage}}
834 \else
835     \makepsmarks{usthesis}{%
836         \let\@mkboth\markboth
837         \def\chaptermark##1{%
838             \markright{\MakeUppercase{%
839                 \ifnum \c@secnumdepth >\m@ne
840                     \if@mainmatter
841                     \@chapapp\ \thechapter. \ %
842                     \fi
843                     \fi
844                     ##1}}{}}%
845         \def\declaremark{\markright{\MakeUppercase{\DeclarationName}}}%
846         \def\abstractmark{\markright{\MakeUppercase{\AbstractName}}}%
847         \def\toctocmark{\markright{\MakeUppercase{\contentsname}}}%
848         \def\lofmark{\markright{\MakeUppercase{\listfigurename}}}%
849         \def\lotmark{\markright{\MakeUppercase{\listtablename}}}%
850         \def\bibmark{\markright{\MakeUppercase{\bibname}}}%
851         \def\indexmark{\markright{\MakeUppercase{\indexname}}}%
852     }
853     \makeoddhead{usthesis}{\US@headfnt{\rightmark}}{\US@numfnt{\thepage}}
854 \fi

```

Change the plain page style

```

855 \setlength{\headwidth}{\textwidth}
856 \makerunningwidth{plain}{\headwidth}
857 \makeevenfoot{plain}{\US@numfnt{\thepage}}
858 \makeoddfont{plain}{\US@numfnt{\thepage}}
859 \</mem>

```

The default page style.

```
860 \pagestyle{usthesis}
```

#### 4.9.2 Chapter and section headings

```
861 \newcommand{\US@headfamily}{\normalfont\rmfamily}
```

```

862 (*cls)
863 \def\section{%
864   \@startsection{section}{1}%
865     {\z@}%
866     {-3.5ex plus -1ex minus -.2ex}%
867     {2.3ex plus .2ex}%
868     {\US@headfamily\Large\bfseries\raggedright}}
869 (/cls)
870 (*mem)
871 \setsecheadstyle{\US@headfamily\Large\bfseries\raggedright}
872 (/mem)
873 (*cls)
874 \def\subsection{%
875   \@startsection{subsection}{2}%
876     {\z@}%
877     {-3.25ex plus -1ex minus -.2ex}%
878     {1.5ex plus .2ex}%
879     {\US@headfamily\large\bfseries\raggedright}}%
880 (/cls)
881 (*mem)
882 \setsubsecheadstyle{\US@headfamily\large\bfseries\raggedright}
883 (/mem)
884 (*cls)
885 \def\subsubsection{%
886   \@startsection{subsubsection}{3}%
887     {\z@}%
888     {-3.25ex plus -1ex minus -.2ex}%
889     {1.5ex plus .2ex}%
890     {\US@headfamily\normalsize\bfseries\raggedright}}
891 (/cls)
892 (*mem)
893 \setsubsubsecheadstyle{\US@headfamily\normalsize\bfseries\raggedright}
894 (/mem)
895 (*cls)
896 \def\paragraph{%
897   \@startsection{paragraph}{4}%
898     {\z@}%
899     {3.25ex plus 1ex minus .2ex}%
900     {-1em}%
901     {\US@headfamily\normalsize\bfseries}}
902 (/cls)
903 (*mem)
904 \setparaheadstyle{\US@headfamily\normalsize\bfseries}
905 (/mem)
906 (*cls)
907 \def\subparagraph{%
908   \@startsection{subparagraph}{5}%
909     {\parindent}%
910     {3.25ex plus 1ex minus .2ex}%
911     {-1em}%
912     {\US@headfamily\normalsize\bfseries}}
913 (/cls)
914 (*mem)

```

```
915 \setsubparaheadstyle{\US@headfamily\normalsize\bfseries}
916 </mem>
```

### 4.9.3 Floats and float pages

```
917 \setcounter{topnumber}{3}
918 \setcounter{bottomnumber}{2}
919 \setcounter{totalnumber}{4}
920 \setcounter{dbltopnumber}{3}

921 \renewcommand{\topfraction}{.85}
922 \renewcommand{\bottomfraction}{.7}
923 \renewcommand{\textfraction}{.1}
924 \renewcommand{\floatpagefraction}{.7}
925 \renewcommand{\dbltopfraction}{.85}
926 \renewcommand{\dblfloatpagefraction}{.7}

927 \setlength{\floatsep}{15pt plus 12pt}
928 \setlength{\textfloatsep}{\floatsep}
929 \setlength{\intextsep}{\floatsep}
930 \setlength{\dblfloatsep}{15pt plus 12pt}
931 \setlength{\dbltextfloatsep}{15pt plus 12pt}

932 \setlength{\@fptop}{0pt plus 1fil}
933 \setlength{\@fpbot}{0pt plus 1fil}
934 \setlength{\@fpsep}{8pt plus 1fil}
935 \setlength{\@dblfp top}{0pt plus 1fil}
936 \setlength{\@dblfp bot}{0pt plus 1fil}
937 \setlength{\@dblfp sep}{8pt plus 1fil}
```

### 4.9.4 Captions

Figures and tables use the same caption command in the standard `book.cls`. This causes problems with spacing, because figure captions are normally below the figure while table captions are above the table. Make the spacing equal.

Set parameters for `usthesis.cls`.

```
938 (*cls)
939 \setlength{\abovecaptionskip}{0.5\baselineskip}
940 \setlength{\belowcaptionskip}{0.5\baselineskip}
```

`\@makecaption` Redefine the caption output.

```
941 \long\def\@makecaption#1#2{%
942   \vskip\abovecaptionskip
943   \sbox\@tempboxa{\small\bfseries #1:} #2}%
944   \ifdim \wd\@tempboxa >\hsize
945     \unhbox\@tempboxa\par
946   \else
947     \global \@minipagefalse
948     \hb@xt@\hsize{\hfil\box\@tempboxa\hfil}%
949   \fi
950   \vskip\belowcaptionskip}
951 </cls>
```

Set parameter for memoir.

```
952 (*mem)
953 \captiondelim{: }
954 \captionnamefont{\small\bfseries}
```

955 `\captiontitlefont{\small}`  
 956 `\captionstyle{}`  
 957 `\mem`

958 `\cls|mem`

The end of this package.

## Change History

v0.1	General: Initial version . . . . . 1	v3.0	General: Change twosided to symmetric layout . . . . . 27
v1.1	General: Major code update . . . . . 1		Documentation update . . . . . 1
v1.1a	General: Documentation update . . 1		<code>\CopyrightPage</code> : Remove copyright page . . . . . 34
v1.1b	General: Documentation update . . 1		<code>\DeclarationPage</code> : Add copyright to Declaration page . . . . . 35
v2.0	General: Documentation update . . 1		<code>\SetCopyrightHolder</code> : Add . . . . 34
	Page layout . . . . . 1		<code>\SetCopyrightOff</code> : Add . . . . . 34
v2.1	General: Bug in PhD description 32	v4.0	General: Documentation update . . 1
	Documentation update . . . . . 1		Fix ifpdf error . . . . . 1
	<code>\promotor</code> : Change for promotor/colortbl bug . . . . . 33		Move language settings to external files . . . . . 1
	<code>\ThesisDescribe</code> : Move layout to title page . . . . . 32		<code>\if@Promotorpresent</code> : Test if promotor is defined . . . . . 33
	<code>\TitlePage</code> : Change thesis description . . . . . 31		<code>\if@Subjectpresent</code> : Fix subject field in report option . . . . . 32
v2.2a	General: Documentation update . . 1	v4.1	<code>\DeclarationPage</code> : Add signature and sign date macros . . . . . 35

## Index

Numbers written in *italics* refer to the page where the corresponding entry is described; numbers underlined refer to the code line of the definition; numbers in *roman* refer to the code lines where the entry is used.

<b>Symbols</b>	<code>\@GBlocktrue</code> . . . . . 190	<code>\@Reportfalse</code> . . . . .
<code>\@ABlockfalse</code> . . . . .	<code>\@Mastersfalse</code> . . . . .	. 148, 155, 162, 170
. 180, 191, 196, 200	. 129, 142, 163, 171	<code>\@Reporttrue</code> . . 127, 141
<code>\@ABlocktrue</code> . . . . . 185	<code>\@Masterstrue</code> . 149, 156	<code>\@Subjectpresentfalse</code>
<code>\@Authorpresentfalse</code>	<code>\@PhDfalse</code> . . . . .	. . . . . 457
. . . . . 429	. 131, 143, 150, 157	<code>\@Subjectpresenttrue</code>
<code>\@Authorpresenttrue</code> 431	<code>\@PhDtrue</code> . . . . 164, 172	. . . . . 459
<code>\@Finalfalse</code> . . 133, 165	<code>\@Promotorpresentfalse</code>	<code>\@WBlockfalse</code> . . . . .
<code>\@Finaltrue</code> . . . . . 173	. . . . . 469	. 182, 187, 192, 201
<code>\@GBlockfalse</code> . . . . .	<code>\@Promotorpresenttrue</code>	<code>\@WBlocktrue</code> . . . . . 197
. 181, 186, 195, 199	. . . . . 479	<code>\@biblabel</code> 690, 691, 714

- `\@dblfpbot` ..... 936  
`\@dblfpsep` ..... 937  
`\@dblfpstop` ..... 935  
`\@evenfoot` ... 748, 799  
`\@evenhead` ... 745, 797  
`\@fpbot` ..... 933  
`\@fpsep` ..... 934  
`\@fptop` ..... 932  
`\@makecaption` ..... 941  
`\@makeschapterhead` . 726  
`\@oddfloat` .....  
     . 747, 775, 798, 799  
`\@oddhead` . 746, 774, 796  
`\@promotor` ... 476–478  
`\@settopoint` .. 221,  
     225, 232, 234, 236  
`\@thanks` ..... 425  
`\@title` ..... 394, 613
- `\_` ... 521, 525, 531,  
     589, 754, 761,  
     781, 814, 821, 841
- A**
- `\abovecaptionskip` .  
     ..... 939, 942  
abstract (environ-  
     ment) ..... 595  
`\abstractmark` . 608,  
     765, 786, 825, 846  
`\AbstractName` .....  
     .. 75, 607, 610,  
     765, 786, 825, 846  
`\address` ..... 463, 464  
`\adress` ..... 464  
Afr (environment) ... 31  
`\and` ..... 426, 489  
`\AorE` ..... 29  
`\AuthByTxt` .... 55, 397  
`\author` ..... 430
- B**
- `\belowcaptionskip` .  
     ..... 940, 950  
`\bibfont` ..... 689, 708  
`\bibmark` ..... 679,  
     769, 790, 829, 850  
`\bibname` .. 678, 681,  
     769, 790, 829, 850  
`\bibpreamble` .. 688, 708  
`\bibsection` ... 674, 686  
`\bottomfraction` ... 922
- C**
- `\captiondelim` ..... 953  
`\captionnamefont` .. 954  
`\captionstyle` ..... 956  
`\captiontitlefont` . 955  
`\chapter` .. 578, 607,  
     636, 650, 666, 678  
`\chaptermark` .....  
     . 750, 777, 810, 837  
`\checkandfixthelayout`  
     ..... 268, 302, 328  
`\ClassInfo` ..... 79, 84  
`\contentsname` .....  
     ..... 636, 639,  
     766, 787, 826, 847  
`\CopyrightAnot` .....  
     ..... 66, 532, 590  
`\CopyrightHolder` ..  
     . 64, 526, 538, 589  
`\CopyrightPage` .... 526  
`\CopyrightTxt` .....  
     ..... 65, 531, 589
- D**
- `\Datetxt` ..... 68, 567  
`\dblfloatpagefraction`  
     ..... 926  
`\dblfloatsep` ..... 930  
`\dbltextfloatsep` .. 931  
`\dbltopfraction` ... 925  
`\DeclarationDate` .. 543  
`\DeclarationName` ..  
     .. 74, 578, 581,  
     764, 785, 824, 845  
`\DeclarationPage` .. 570  
`\DeclarationSign` .. 543  
`\declaremark` .. 579,  
     764, 785, 824, 845  
`\degree` ..... 458, 462  
`\DegreeName` 46, 460, 622  
`\DegreeNameLong` ...  
     ..... 50, 407, 461
- E**
- Eng (environment) ... 38  
`\enlargethispage` .. 370  
environments:  
   abstract ..... 595  
   Afr ..... 31  
   Eng ..... 38  
   SetMargins ..... 348  
   thebibliography 684  
   theindex ..... 717  
   US@adjustwidth . 337
- US@titlepage ... 356  
`\evensidemargin` 233–235
- F**
- `\FixHorizParams` ...  
     ..... 223, 247,  
     248, 281, 282, 315  
`\FixVertParams` ....  
     . 211, 246, 280, 314  
`\floatpagefraction` . 924  
`\floatsep` ..... 927–929
- I**
- `\if@ABlock` 177, 239, 256  
`\if@Authorpresent` .  
     ..... 396, 428  
`\if@Final` ..... 132, 450  
`\if@GBlock` 177, 273, 290  
`\if@mainmatter` ....  
     . 753, 780, 813, 840  
`\if@Masters` ... 128, 446  
`\if@PhD` ..... 130, 449  
`\if@Promotorpresent`  
     ..... 468, 483  
`\if@Report` .....  
     . 126, 388, 406, 611  
`\if@restonecol` ....  
     . 378, 594, 627,  
     641, 655, 671, 734  
`\if@Subjectpresent` .  
     ..... 406, 456  
`\if@WBlock` 177, 307, 323  
`\ifpdf` .... 249, 283, 316  
`\ifUS@Copyright` 539, 585  
`\ifUS@multprm` .....  
     ..... 470, 495, 498  
`\ifUS@prmstacked` ..  
     ..... 471, 493, 507  
`\indexmark` ... 727,  
     770, 791, 830, 851  
`\indexname` 726, 729,  
     770, 791, 830, 851  
`\InputIfFileExists` .  
     ..... 76, 81
- L**
- `\l@figure` .... 657, 672  
`\l@table` ..... 672  
`\languagename` .. 30,  
     32, 40, 595, 596, 598  
`\listfigurename` ...  
     ..... 650, 653,  
     767, 788, 827, 848  
`\listoffigures` .... 644

- `\listoftables` . . . . . 660  
`\lofmark` . . . . . 651,  
767, 788, 827, 848  
`\lotmark` . . . . . 667,  
768, 789, 828, 849
- M**
- `\makeevenfoot` . . . . . 857  
`\makeevenhead` . . . . . 832  
`\makeheadposition` . . . . . 806  
`\makeoddfooter` . . . . . 858  
`\makeoddhead` . . . . . 833, 853  
`\makepagestyle` . . . . . 803  
`\makesmarks` . . . . . 808, 835  
`\makerunningwidth` . . . . .  
. . . . . 805, 856  
`\maketitle` . . . . . 382  
`\marginparpush` . . . . .  
. . . . . 245, 279, 313  
`\marginparsep` . . . . .  
. . . . . 235, 244, 278, 312  
`\marginparwidth` 235, 236  
`\MasterDescript` 69, 447  
`\MonthName` 73, 521, 525
- N**
- `\newcounter` . . . . . 209, 210
- P**
- `\pagestyle` . . . . . 860  
`\pdfpageheight` . . . . .  
. . . . . 251, 285, 318  
`\pdfpagewidth` . . . . .  
. . . . . 250, 284, 317  
`\phantomsection` 21,  
580, 609, 638,  
652, 668, 680, 728  
`\PhDDescript` . . . . . 70, 453  
`\PhDFinalDescript` . . . . .  
. . . . . 71, 451  
`\ProcessOptions` . . . . . 204  
`\promotor` . 475, 515, 516  
`\PromotersText` 134,  
140, 147, 154,  
161, 169, 495, 498  
`\PromotersType` . . . . .  
. . . . . 59, 161, 169  
`\PromotorText` . 134,  
139, 146, 153,  
160, 168, 495, 498  
`\PromotorType` . . . . .  
. . . . . 58, 160, 168  
`\ps@plain` . . . . . 794  
`\ps@usthesis` . . . . . 744, 773
- Q**
- `\Q` . . . . . 333
- R**
- `\ReportDescript` . . . . . 445
- S**
- `\sectionmark` . . . . . 758, 818  
`\selectlanguage` . . . . .  
. . . . . 33, 41, 599  
`\setbiblabel` . . . . . 712  
`\SetCopyrightHolder` 537  
`\SetCopyrightOff` . . . . . 539  
`\setdate` . . . . . 522  
`\setlength` . . . . .  
. . . . . 214, 218–220,  
226, 228, 230,  
233, 235, 240–  
245, 250, 251,  
269, 274–279,  
284, 285, 303,  
308–313, 317,  
318, 329, 339–  
345, 349, 350,  
365, 366, 371,  
372, 804, 855,  
927–937, 939, 940  
`\setlrmargins` . . . . .  
. . . . . 263, 264,  
266, 297, 298, 300  
`\setlrmarginsandblock`  
. . . . . 326  
`SetMargins` (environ-  
ment) . . . . . 348  
`\setparaheadstyle` . . . . . 904  
`\setsecheadstyle` . . . . . 871  
`\setstocksize` . . . . .  
. . . . . 257, 291, 324  
`\setsubparaheadstyle`  
. . . . . 915  
`\setsubsecheadstyle` 882  
`\setsubsubsecheadstyle`  
. . . . . 893  
`\settrimmedsize` . . . . .  
. . . . . 258, 292, 325  
`\settypeblocksize` . . . . .  
. . . . . 259, 293  
`\setulmargins` . . . . . 261, 295  
`\setulmarginsandblock`  
. . . . . 327  
`\Signat` 67, 553–555, 565  
`\stockheight` . . . . .  
. . . . . 258, 292, 325  
`\stockwidth` 258, 292, 325
- `\studyleader` . . . . . 515  
`\StudyLeadersType` . . . . .  
. . . . . 57, 140, 147, 154  
`\StudyLeaderType` . . . . .  
. . . . . 56, 139, 146, 153  
`\subject` . . . . . 462  
`\supervisor` . . . . . 516
- T**
- `\tableofcontents` . . . . . 630  
`\textfb` . . . . . 49, 53  
`\textfloatsep` . . . . . 928  
`\textfraction` . . . . . 923  
`\thanks` . . . . . 424  
`thebibliography` (envi-  
ronment) . . . . . 684  
`theindex` (environ-  
ment) . . . . . 717  
`\ThesisDeclare` . . . . . 72, 570  
`\ThesisDescript` 443,  
445, 447, 451, 453  
`\ThesisType` . . . . .  
. . . . . 134, 138, 145,  
152, 159, 167, 622  
`\TitlePage` . . . . . 383  
`\topfraction` . . . . . 921  
`\TypeAssignment` 61, 145  
`\TypePhD` . . . . . 63, 159, 167  
`\TypeReport` . . . . . 60, 138  
`\TypeThesis` . . . . . 62, 152
- U**
- `\US@addlangcaptions`  
. . . . . 101, 110,  
114, 118, 122, 125  
`\US@addlangextras` . . . . .  
. . . . . 101, 109,  
113, 117, 121, 124  
`\US@address` . . . . .  
. . . . . 415, 463, 465, 620  
`\US@addto` . . . . . 88, 103, 106  
`US@adjustwidth` (envi-  
ronment) . . . . . 337  
`\US@AFRstr` . . . . . 28, 30, 32  
`\US@author` . . . . .  
. . . . . 432, 434, 555, 617  
`\US@authorlong` . . . . .  
. . . . . 402, 433, 438  
`\US@basetype` . . . . . 4, 184,  
189, 194, 202, 205  
`\US@beginTab` . . . . .  
. . . . . 484, 490, 512  
`\US@Copyrightfalse` . . . . . 542  
`\US@Copyrighttrue` . . . . . 540

- `\US@date` .....  
     . 419, 521, 525, 624  
`\US@DeclDate` .....  
     . 544, 546, 564, 565  
`\US@DeclSign` .....  
     . 543, 545, 548, 553  
`\US@endTab` 486, 492, 510  
`\US@ENGstr` 36, 39–41,  
     108, 112, 116, 120  
`\US@headfamily` 861,  
     868, 871, 879,  
     882, 890, 893,  
     901, 904, 912, 915  
`\US@headfnt` .....  
     . 740, 745, 746,  
     774, 832, 833, 853  
`\US@ifempt` 332, 479, 523  
`\US@month` .... 517,  
     519, 521, 523, 525  
`\US@multprmfalse` .. 470  
`\US@multprmtrue` ... 506  
`\US@numfnt` .....  
     . 740, 745, 746,  
     774, 798, 832,  
     833, 853, 857, 858  
`\US@prm@and` ... 489, 504  
`\US@prmalign` .....  
     . 473, 480, 485, 494  
`\US@prmnewline` ....  
     ..... 474, 499, 505  
`\US@prmstackedfalse`  
     ..... 471, 477  
`\US@prmstackedtrue` . 476  
`\US@promotor` .....  
     ..... 472, 481, 491  
`\US@promotorset` 417, 482  
`\US@putdecldate` 559, 584  
`\US@putdeclsign` 547, 583  
`\US@tboxa` .... 208,  
     488, 494, 496, 500  
`\US@tdima` .... 206,  
     214, 215, 219,  
     220, 226, 228,  
     230, 233, 349–  
     351, 353, 365,  
     366, 368–373, 375  
`\US@tdimb` . 207, 350,  
     352, 353, 366,  
     367, 372, 374, 375  
`\US@tempa` ..... 41, 42  
`\US@ThesisDescript` .  
     ..... 412, 442, 444  
`\US@titlepage` (environ-  
     ment) ..... 356  
`\US@xifempt` ... 334, 335  
`\US@year` 518, 520, 521,  
     524, 525, 531, 589  
`\US@captionsafrikaans`  
     ..... 125  
`\US@captionseenglish` .  
     ..... 87,  
     110, 114, 118, 122  
`\US@extrasafrikaans` . 124  
`\US@extrasenglish` 86,  
     109, 113, 117, 121  
`\US@filedate` ..... 5, 10  
`\US@fileversion` ... 6, 11  
`\US@Name` ..... 54  
  

**V**

`\value` ..... 217, 218  
  

**Y**

`\year` ..... 520